




21/03/2022 - 27/03/2022









Sub Junior Girls Slalom Results

Homologation: World record

	Name	Team	Categ.	Round 1	Round 2
1	Keen Elle	NSW 	U14 F	3.88	3.88
2	Stephenson Jessa	QLD 	U14 F	3.25	3.25
3	Stephenson Dayna	QLD 	U14 F	2.88	2.83






Sub Junior Boys Slalom Results

Homologation: World record

	Name	Team	Categ.	Round 1	Round 2
1	Peebles Zeke	VIC 	U14 M	6.45	7.00
2	Molford Mark	QLD 	U14 M	5.68	5.73
3	Van Den Heuvel Jackson	QLD 	U14 M	4.63	5.08
4	Driscoll Rhys	VIC 	U14 M	5.10	3.90
5	Peebles Ayden	VIC 	U14 M	3.55	3.60
6	Taylor Sam	VIC 	U14 M	3.43	3.23
7	Molford Justin	QLD 	U14 M	3.25	2.85
8	Pohl Jackson	NSW 	U14 M	2.60	2.58









Junior Girls Slalom Results

Homologation: World record

	Name	Team	Categ.	Round 1	Round 2
1	Peebles Macy	VIC 	Jun F	7.20	8.00
2	Jack Lindsie	QLD 	Jun F	3.63	3.88
3	Duncan Zohie	QLD 	Jun F	2.98	3.63
4	Hogan Emily	VIC 	Jun F	3.20	3.25
5	Turner Amy	QLD 	Jun F	1.98	1.75





Junior Boys Slalom Results

Homologation: World record

	Name	Team	Categ.	Round 1	Round 2
1	Ball Fletcher	VIC 	Jun M	17.40	15.40
2	Roberts Thomas	VIC 	Jun M	12.20	11.00
3	Duncan Toby	QLD 	Jun M	9.70	10.00
4	Birch Coen	QLD 	Jun M	9.50	9.00
5	Hogan Harry	VIC 	Jun M	12.80	4.95
6	Wilschut Kai	QLD 	Jun M	5.55	4.83
7	Wright Jarvis	VIC 	Jun M	2.60	3.63
8	Shearer Lachlan	VIC 	Jun M	5.13	


Under 23 Women Slalom Results





Homologation: World record

	Name	Team	Categ.	Round 1	Round 2
1	Peebles Zali	VIC 	U23 F	7.40	7.30
2	Stephenson Rica	QLD 	U23 F	3.83	3.88
3	Keen Charlotte	NSW 	U23 F	3.50	3.73
4	Armour Hannah	SA 	U23 F	1.00	0.90

Under 23 Men Slalom Results



Homologation: World record

	Name	Team	Categ.	Round 1	Round 2
1	Bryce Cody	QLD 	U23 M	15.10	14.00

	Name	Team	Categ.	Round 1	Round 2
2	Raglus Mike	NSW 	U23 M	10.80	12.40
3	Armour Jacob	SA 	U23 M	6.00	6.58
4	Tresidder Lachlan	NSW 	U23 M	11.00	5.10
5	Howie Thomas	SA 	U23 M	2.60	2.93








Open Women Slalom Results

Homologation: World record

	Name	Team	Categ.	Round 1	Round 2
1	Mcclung Elaina	NSW 	Ope F	11.10	11.80
2	Blank Kelly	QLD 	Ope F	7.80	9.80




Open Men Slalom Results

Homologation: World record

	Name	Team	Categ.	Round 1	Round 2
1	Derry Keenan	QLD 	Ope M	18.40	19.00
2	Sands Brett	VIC 	Ope M	17.30	18.60
3	Van Den Heuvel Luke	QLD 	Ope M	17.30	18.00
4	Paige Brendan	QLD 	Ope M	15.70	16.60
5	Franks Benjamin	SA 	Ope M	15.30	16.40
6	Russo Tee-Jay	NSW 	Ope M	14.60	14.90
7	Rogers Connor	VIC 	Ope M	14.00	12.30







Women 2 Slalom Results

Homologation: World record

	Name	Team	Categ.	Round 1	Round 2
1	Vaughan Emma	SA 	W2	2.88	3.10
2	Shaw Rachel	VIC 	W2	1.58	1.98
3	Davis Emily	WA 	W2	0.38	1.38


Men 2 Slalom Results

Homologation: World record

	Name	Team	Categ.	Round 1	Round 2
1	Grigoropoulos Luke	VIC 	M2	7.20	8.40
2	Jefferay Mark	NSW 	M2	7.65	7.65
3	Mceachan Trent	NSW 	M2	7.28	7.23
4	Homan Braiden	QLD 	M2	2.88	3.25
5	Cook Mitchell	NSW 	M2	1.40	2.48
6	Bubner Hamish	SA 	M2	2.45	2.20

Men 1 Slalom Results

Homologation: World record

	Name	Team	Categ.	Round 1	Round 2
1	Keleher Michael	QLD 	M1	7.00	13.20


Senior 1 Men Slalom Results

Homologation: World record

	Name	Team	Categ.	Round 1	Round 2
1	Falk Grant	NSW 	Se1 M	11.80	11.70
2	Andreatta Matt	NSW 	Se1 M	7.38	7.25
3	Rogers Adam	SA 	Se1 M	3.50	4.20
4	Duncan David	QLD 	Se1 M	5.13	3.75
5	Gray John	NSW 	Se1 M	3.25	3.00





Senior Women Slalom Results

Homologation: World record

	Name	Team	Categ.	Round 1	Round 2
1	Davis Katina	QLD 	Sen F	8.90	7.60



Senior Men Slalom Results

Homologation: World record

	Name	Team	Categ.	Round 1	Round 2
1	O'Neill Peter	VIC 	Sen M	17.00	16.90
2	Greenwell Benjamin	VIC 	Sen M	10.20	14.50
3	Roberts Peter	VIC 	Sen M	10.20	10.60
4	Bell Sam	NSW 	Sen M	7.60	6.30










Veteran Women Slalom Results

Homologation: World record

	Name	Team	Categ.	Round 1	Round 2
1	Tresidder Katrina	NSW 	Vet F	1.90	2.48
2	Karan Tina	TAS 	Vet F	2.80	2.45


Veteran Men Slalom Results

Homologation: World record

	Name	Team	Categ.	Round 1	Round 2
1	Gathercole Daniel	QLD 	Vet M	12.20	12.80
2	O'Connor Michael	QLD 	Vet M	9.70	12.80
3	Tresidder Ian	NSW 	Vet M	5.30	8.30
4	Keen Gary	NSW 	Vet M	8.30	8.10
5	Murray Kevin	NSW 	Vet M	6.90	7.40
6	Black Simon	SA 	Vet M	8.30	6.60
7	Porter Glenn	WA 	Vet M	4.05	4.85
8	Bryce Paul	QLD 	Vet M	3.83	3.85
9	Shearer Brad	VIC 	Vet M	3.00	










Master Women Slalom Results

Homologation: World record

	Name	Team	Categ.	Round 1	Round 2
1	Gathercole Wendy	QLD 	Mas F	2.55	2.88









Master Men Slalom Results

Homologation: World record

	Name	Team	Categ.	Round 1	Round 2
1	Harries Paul	NSW 	Mas M	0.70	7.20
2	Franks Peter	SA 	Mas M	5.90	6.20
3	Homan Gary	QLD 	Mas M	5.35	5.50
4	Hall Timothy	NSW 	Mas M	2.88	5.00
5	Wilson Alan	QLD 	Mas M	3.30	3.68
6	Sorraghan Tim	VIC 	Mas M	3.45	3.45
7	Powell Tony	VIC 	Mas M	2.80	2.30
8	Wilson Bruce	TAS 	Mas M	2.00	2.28
9	Stephenson David	QLD 	Mas M	0.50	0.80




Super Masters Men Slalom Results

Homologation: World record

	Name	Team	Categ.	Round 1	Round 2
1	Mcclung Peter	NSW 	SMa M	10.80	10.60
2	Parsons Mark	NSW 	SMa M	9.10	9.00
3	Hutcheon Bruce	VIC 	SMa M	6.60	6.98
4	Davis Geoff	WA 	SMa M	7.80	5.65
5	Knight John	QLD 	SMa M	3.03	5.43
6	Scattergood Kevin	NSW 	SMa M	4.05	4.00
7	Riesen Geoffrey	QLD 	SMa M	2.03	2.10
8	Bruce Garry	VIC 	SMa M	1.83	0.90




Grand Master Men Slalom Results

Homologation: World record

	Name	Team	Categ.	Round 1	Round 2
1	Sullivan Brian	VIC 	GMa M	6.93	6.90
2	Stout Rudi	NSW 	GMa M	5.65	4.20
3	Delaporte Barry	WA 	GMa M	3.50	3.58









Sub Junior Girls Tricks Results

Homologation: World record

	Name	Team	Categ.	Round 1	Round 2
1	Keen Elle	NSW 	U14 F	700	480
2	Stephenson Dayna	QLD 	U14 F	180	480
3	Stephenson Jessa	QLD 	U14 F	350	370






Sub Junior Boys Tricks Results

Homologation: World record

	Name	Team	Categ.	Round 1	Round 2
1	Peebles Zeke	VIC 	U14 M	1350	1500
2	Driscoll Rhys	VIC 	U14 M	1180	1210
3	Molford Mark	QLD 	U14 M	950	1150
4	Molford Justin	QLD 	U14 M	890	920
5	Peebles Ayden	VIC 	U14 M	670	780
6	Van Den Heuvel Jackson	QLD 	U14 M	680	720
7	Pohl Jackson	NSW 	U14 M	200	400
8	Taylor Sam	VIC 	U14 M	340	290






Junior Girls Tricks Results




Homologation: World record

	Name	Team	Categ.	Round 1	Round 2
1	Jack Lindsie	QLD 	Jun F	750	870
2	Peebles Macy	VIC 	Jun F	960	780
3	Hogan Emily	VIC 	Jun F	540	540
4	Duncan Zohie	QLD 	Jun F	400	500
5	Turner Amy	QLD 	Jun F	170	270

Junior Boys Tricks Results





Homologation: World record

	Name	Team	Categ.	Round 1	Round 2
1	Hogan Harry	VIC 	Jun M	3740	4430
2	Ball Fletcher	VIC 	Jun M	3500	3900
3	Roberts Thomas	VIC 	Jun M	2530	2530
4	Duncan Toby	QLD 	Jun M	1410	1630
5	Birch Coen	QLD 	Jun M	1460	1460

	Name	Team	Categ.	Round 1	Round 2
6	Wilschut Kai	QLD 	Jun M	980	940
7	Wright Jarvis	VIC 	Jun M	420	400
8	Shearer Lachlan	VIC 	Jun M	1380	






Under 23 Women Tricks Results

Homologation: World record

	Name	Team	Categ.	Round 1	Round 2
1	Keen Charlotte	NSW 	U23 F	800	900
2	Peebles Zali	VIC 	U23 F	1420	780
3	Stephenson Rica	QLD 	U23 F	650	620
4	Armour Hannah	SA 	U23 F	90	90



Under 23 Men Tricks Results

Homologation: World record

	Name	Team	Categ.	Round 1	Round 2
1	Bryce Cody	QLD 	U23 M	4420	3600
2	Raglus Mike	NSW 	U23 M	2450	2500
3	Tresidder Lachlan	NSW 	U23 M	1080	1260
4	Armour Jacob	SA 	U23 M	880	950
5	Howie Thomas	SA 	U23 M	270	270







Open Women Tricks Results

Homologation: World record

	Name	Team	Categ.	Round 1	Round 2
1	Blank Kelly	QLD 	Ope F	2800	2900
2	Mcclung Elaina	NSW 	Ope F	2010	1550




Open Men Tricks Results

Homologation: World record

	Name	Team	Categ.	Round 1	Round 2
1	Paige Brendan	QLD 	Ope M	10210	10510
2	Derry Keenan	QLD 	Ope M	6930	8600
3	Rogers Connor	VIC 	Ope M	3910	6700
4	Franks Benjamin	SA 	Ope M	3200	6100
5	Van Den Heuvel Luke	QLD 	Ope M	2730	4330
6	Russo Tee-Jay	NSW 	Ope M	3530	2250


Women 2 Tricks Results


Homologation: World record

	Name	Team	Categ.	Round 1	Round 2
1	Shaw Rachel	VIC 	W2	300	350
2	Vaughan Emma	SA 	W2	150	350
3	Davis Emily	WA 	W2	300	140

Men 2 Tricks Results


Homologation: World record

	Name	Team	Categ.	Round 1	Round 2
1	Grigoropoulos Luke	VIC 	M2	610	1100
2	Meachan Trent	NSW 	M2	800	950
3	Homan Braiden	QLD 	M2	630	880
4	Jefferay Mark	NSW 	M2	580	580
5	Cook Mitchell	NSW 	M2	290	200

	Name	Team	Categ.	Round 1	Round 2
6	Bubner Hamish	SA 	M2	260	100

Men 1 Tricks Results

Homologation: World record

	Name	Team	Categ.	Round 1	Round 2
1	Keleher Michael	QLD 	M1	1750	2800


Senior 1 Men Tricks Results

Homologation: World record

	Name	Team	Categ.	Round 1	Round 2
1	Falk Grant	NSW 	Se1 M	480	1060
2	Andreatta Matt	NSW 	Se1 M	760	960
3	Duncan David	QLD 	Se1 M	680	790
4	Rogers Adam	SA 	Se1 M	780	670
5	Gray John	NSW 	Se1 M	300	320





Senior Women Tricks Results

Homologation: World record

	Name	Team	Categ.	Round 1	Round 2
1	Davis Katina	QLD 	Sen F	2100	1860



Senior Men Tricks Results

Homologation: World record

	Name	Team	Categ.	Round 1	Round 2
1	O'Neill Peter	VIC 	Sen M	5330	5030
2	Bell Sam	NSW 	Sen M	900	2460
3	Roberts Peter	VIC 	Sen M	1800	1960
4	Greenwell Benjamin	VIC 	Sen M	700	1350










Veteran Women Tricks Results

Homologation: World record

	Name	Team	Categ.	Round 1	Round 2
1	Tresidder Katrina	NSW 	Vet F	400	230
2	Karan Tina	TAS 	Vet F	220	


Veteran Men Tricks Results

Homologation: World record

	Name	Team	Categ.	Round 1	Round 2
1	O'Connor Michael	QLD 	Vet M	1900	1880
2	Gathercole Daniel	QLD 	Vet M	1400	1650
3	Keen Gary	NSW 	Vet M	640	1240
4	Black Simon	SA 	Vet M	1210	1160
5	Tresidder Ian	NSW 	Vet M	760	860
6	Porter Glenn	WA 	Vet M	530	580
7	Murray Kevin	NSW 	Vet M	350	450
8	Bryce Paul	QLD 	Vet M	410	380
9	Shearer Brad	VIC 	Vet M	950	










Master Women Tricks Results

Homologation: World record

	Name	Team	Categ.	Round 1	Round 2
1	Gathercole Wendy	QLD 	Mas F	170	500









Master Men Tricks Results

Homologation: World record

	Name	Team	Categ.	Round 1	Round 2
1	Harries Paul	NSW 	Mas M	1050	1250
2	Franks Peter	SA 	Mas M	850	950
3	Homan Gary	QLD 	Mas M	750	700
4	Wilson Alan	QLD 	Mas M	430	630
5	Hall Timothy	NSW 	Mas M	670	620
6	Powell Tony	VIC 	Mas M	300	330
7	Wilson Bruce	TAS 	Mas M	360	260
8	Sorraghan Tim	VIC 	Mas M	150	200
9	Stephenson David	QLD 	Mas M	90	140




Super Masters Men Tricks Results

Homologation: World record

	Name	Team	Categ.	Round 1	Round 2
1	Mcclung Peter	NSW 	SMa M	1510	1600
2	Parsons Mark	NSW 	SMa M	810	1240
3	Hutcheon Bruce	VIC 	SMa M	460	630
4	Scattergood Kevin	NSW 	SMa M	470	560
5	Bruce Garry	VIC 	SMa M	500	500
6	Knight John	QLD 	SMa M	540	460
7	Davis Geoff	WA 	SMa M	660	390
8	Riesen Geoffrey	QLD 	SMa M	260	370


Grand Master Men Tricks Results

Homologation: World record

	Name	Team	Categ.	Round 1	Round 2
1	Sullivan Brian	VIC 	GMa M	760	760
2	Stout Rudi	NSW 	GMa M	250	380
3	Delaporte Barry	WA 	GMa M	300	280






Junior Girls Jump Results

Homologation: World record

	Name	Team	Categ.	Round 1	Round 2
1	Peebles Macy	VIC 	Jun F	7.2m	7.7m


Junior Boys Jump Results

Homologation: World record

	Name	Team	Categ.	Round 1	Round 2
1	Ball Fletcher	VIC 	Jun M	20.8m	21.6m
2	Hogan Harry	VIC 	Jun M	19.7m	20.1m
3	Roberts Thomas	VIC 	Jun M	9.5m	14.5m
4	Duncan Toby	QLD 	Jun M	8.9m	10.5m
5	Birch Coen	QLD 	Jun M	9.2m	9.2m





Under 23 Women Jump Results

Homologation: World record

	Name	Team	Categ.	Round 1	Round 2
1	Peebles Zali	VIC 	U23 F	7.5m	7.8m



Under 23 Men Jump Results

Homologation: World record

	Name	Team	Categ.	Round 1	Round 2
1	Bryce Cody	QLD 	U23 M	19.0m	20.3m
2	Sorraghan Ben	VIC 	U23 M	19.6m	18.5m
3	Raglus Mike	NSW 	U23 M	13.5m	13.4m
4	Tresidder Lachlan	NSW 	U23 M	22.4m	0.00m







Open Women Jump Results

Homologation: World record

	Name	Team	Categ.	Round 1	Round 2
1	Blank Kelly	QLD 	Ope F	8.1m	7.4m
2	Mcllung Elaina	NSW 	Ope F	7.2m	6.4m


Open Men Jump Results

Homologation: World record

	Name	Team	Categ.	Round 1	Round 2
1	Russo Tee-Jay	NSW 	Ope M	24.6m	25.7m
2	Derry Keenan	QLD 	Ope M	26.2m	25.5m
3	Van Den Heuvel Luke	QLD 	Ope M	23.5m	24.5m
4	Franks Benjamin	SA 	Ope M	23.4m	23.7m
5	Rogers Connor	VIC 	Ope M	21.5m	23.7m
6	Paige Brendan	QLD 	Ope M	20.8m	22.4m


Men 1 Jump Results

Homologation: World record

	Name	Team	Categ.	Round 1	Round 2
1	Keleher Michael	QLD 	M1	9.9m	9.4m





Senior Women Jump Results

Homologation: World record




	Name	Team	Categ.	Round 1	Round 2
1	Davis Katina	QLD 	Sen F	5.4m	6.6m

Senior Men Jump Results









Homologation: World record

	Name	Team	Categ.	Round 1	Round 2
1	O'Neill Peter	VIC 	Sen M	22.5m	22.8m
2	Greenwell Benjamin	VIC 	Sen M	19.8m	19.6m
3	Roberts Peter	VIC 	Sen M	8.8m	10.3m
4	Bell Sam	NSW 	Sen M	6.1m	6.8m






Sub Junior Girls Overall Results

	Name	Team	Categ.	Slalom	Tricks	Jump
1	Keen Elle	NSW 	U14 F	1000.00	1000.00	2000.00
2	Stephenson Dayna	QLD 	U14 F	742.27	685.71	1427.98
3	Stephenson Jessa	QLD 	U14 F	837.63	528.57	1366.20









Sub Junior Boys Overall Results

	Name	Team	Categ.	Slalom	Tricks	Jump	
1	Peebles Zeke	VIC	 U14 M	1000.00	1000.00		2000.00
2	Molford Mark	QLD	 U14 M	818.57	766.67		1585.24
3	Driscoll Rhys	VIC	 U14 M	728.57	806.67		1535.24
4	Van Den Heuvel Jackson	QLD	 U14 M	725.71	480.00		1205.71
5	Molford Justin	QLD	 U14 M	464.29	613.33		1077.62
6	Peebles Ayden	VIC	 U14 M	514.29	520.00		1034.29
7	Taylor Sam	VIC	 U14 M	490.00	226.67		716.67
8	Pohl Jackson	NSW	 U14 M	371.43	266.67		638.10





Junior Girls Overall Results

	Name	Team	Categ.	Slalom	Tricks	Jump	
1	Peebles Macy	VIC	 Jun F	1000.00	1000.00	1000.00	3000.00
2	Jack Lindsie	QLD	 Jun F	485.00	906.25		1391.25
3	Duncan Zohie	QLD	 Jun F	453.75	520.83		974.58
4	Hogan Emily	VIC	 Jun F	406.25	562.50		968.75
5	Turner Amy	QLD	 Jun F	247.50	281.25		528.75







Junior Boys Overall Results

	Name	Team	Categ.	Slalom	Tricks	Jump	
1	Ball Fletcher	VIC	 Jun M	1000.00	880.36	1000.00	2880.36
2	Hogan Harry	VIC	 Jun M	735.63	1000.00	930.56	2666.19
3	Roberts Thomas	VIC	 Jun M	701.15	571.11	671.30	1943.56
4	Duncan Toby	QLD	 Jun M	574.71	367.95	486.11	1428.77
5	Birch Coen	QLD	 Jun M	545.98	329.57	425.93	1301.48
6	Shearer Lachlan	VIC	 Jun M	294.83	311.51		606.34
7	Wilschut Kai	QLD	 Jun M	318.97	221.22		540.19
8	Wright Jarvis	VIC	 Jun M	208.62	94.81		303.43


Under 23 Women Overall Results


	Name	Team	Categ.	Slalom	Tricks	Jump	
1	Peebles Zali	VIC	 U23 F	1000.00	1000.00	1000.00	3000.00
2	Keen Charlotte	NSW	 U23 F	504.05	633.80		1137.85
3	Stephenson Rica	QLD	 U23 F	524.32	457.75		982.07
4	Armour Hannah	SA	 U23 F	135.14	63.38		198.52

Under 23 Men Overall Results








	Name	Team	Categ.	Slalom	Tricks	Jump	
1	Bryce Cody	QLD	 U23 M	1000.00	1000.00	906.25	2906.25
2	Tresidder Lachlan	NSW	 U23 M	728.48	285.07	1000.00	2013.55
3	Raglus Mike	NSW	 U23 M	821.19	565.61	602.68	1989.48
4	Sorraghan Ben	VIC	 U23 M			875.00	875.00
5	Armour Jacob	SA	 U23 M	435.76	214.93		650.69
6	Howie Thomas	SA	 U23 M	194.04	61.09		255.13

Open Women Overall Results




	Name	Team	Categ.	Slalom	Tricks	Jump	
1	Blank Kelly	QLD	 Ope F	830.51	1000.00	1000.00	2830.51

	Name	Team	Categ.	Slalom	Tricks	Jump	
2	Mcllung Elaina	NSW 	Ope F	1000.00	693.10	888.89	2581.99







Open Men Overall Results

	Name	Team	Categ.	Slalom	Tricks	Jump	
1	Derry Keenan	QLD 	Ope M	1000.00	818.27	1000.00	2818.27
2	Paige Brendan	QLD 	Ope M	873.68	1000.00	854.96	2728.64
3	Franks Benjamin	SA 	Ope M	863.16	580.40	904.58	2348.14
4	Van Den Heuvel Luke	QLD 	Ope M	947.37	411.99	935.11	2294.47
5	Rogers Connor	VIC 	Ope M	736.84	637.49	904.58	2278.91
6	Russo Tee-Jay	NSW 	Ope M	784.21	335.87	980.92	2101.00
7	Sands Brett	VIC 	Ope M	978.95			978.95


Women 2 Overall Results

	Name	Team	Categ.	Slalom	Tricks	Jump	
1	Vaughan Emma	SA 	W2	1000.00	1000.00		2000.00
2	Shaw Rachel	VIC 	W2	638.71	1000.00		1638.71
3	Davis Emily	WA 	W2	445.16	857.14		1302.30






Men 2 Overall Results

	Name	Team	Categ.	Slalom	Tricks	Jump	
1	Grigoropoulos Luke	VIC 	M2	1000.00	1000.00	1000.00	2000.00
2	Meachan Trent	NSW 	M2	866.67	863.64		1730.31
3	Jefferay Mark	NSW 	M2	910.71	527.27		1437.98
4	Homan Braiden	QLD 	M2	386.90	800.00		1186.90
5	Cook Mitchell	NSW 	M2	295.24	263.64		558.88
6	Bubner Hamish	SA 	M2	291.67	236.36		528.03


Men 1 Overall Results

	Name	Team	Categ.	Slalom	Tricks	Jump	
1	Keleher Michael	QLD 	M1	1000.00	1000.00	1000.00	3000.00





Senior 1 Men Overall Results

	Name	Team	Categ.	Slalom	Tricks	Jump	
1	Falk Grant	NSW 	Se1 M	1000.00	1000.00		2000.00
2	Andreatta Matt	NSW 	Se1 M	625.42	905.66		1531.08
3	Duncan David	QLD 	Se1 M	434.75	745.28		1180.03
4	Rogers Adam	SA 	Se1 M	355.93	735.85		1091.78
5	Gray John	NSW 	Se1 M	275.42	301.89		577.31



Senior Women Overall Results

	Name	Team	Categ.	Slalom	Tricks	Jump	
1	Davis Katina	QLD 	Sen F	1000.00	1000.00	1000.00	3000.00










Senior Men Overall Results

	Name	Team	Categ.	Slalom	Tricks	Jump	
1	O'Neill Peter	VIC	 Sen M	1000.00	1000.00	1000.00	3000.00
2	Greenwell Benjamin	VIC	 Sen M	852.94	253.28	868.42	1974.64
3	Roberts Peter	VIC	 Sen M	623.53	367.73	451.75	1443.01
4	Bell Sam	NSW	 Sen M	447.06	461.54	298.25	1206.85


Veteran Women Overall Results

	Name	Team	Categ.	Slalom	Tricks	Jump	
1	Tresidder Katrina	NSW	 Vet F	885.71	1000.00		1885.71
2	Karan Tina	TAS	 Vet F	1000.00	550.00		1550.00










Veteran Men Overall Results

	Name	Team	Categ.	Slalom	Tricks	Jump	
1	O'Connor Michael	QLD	 Vet M	1000.00	1000.00		2000.00
2	Gathercole Daniel	QLD	 Vet M	1000.00	868.42		1868.42
3	Keen Gary	NSW	 Vet M	648.44	652.63		1301.07
4	Black Simon	SA	 Vet M	648.44	636.84		1285.28
5	Tresidder Ian	NSW	 Vet M	648.44	452.63		1101.07
6	Murray Kevin	NSW	 Vet M	578.12	236.84		814.96
7	Shearer Brad	VIC	 Vet M	234.38	500.00		734.38
8	Porter Glenn	WA	 Vet M	378.91	305.26		684.17
9	Bryce Paul	QLD	 Vet M	300.78	215.79		516.57









Master Women Overall Results

	Name	Team	Categ.	Slalom	Tricks	Jump	
1	Gathercole Wendy	QLD	 Mas F	1000.00	1000.00		2000.00

Master Men Overall Results

	Name	Team	Categ.	Slalom	Tricks	Jump	
1	Harries Paul	NSW	 Mas M	1000.00	1000.00		2000.00
2	Franks Peter	SA	 Mas M	861.11	760.00		1621.11
3	Homan Gary	QLD	 Mas M	763.89	600.00		1363.89
4	Hall Timothy	NSW	 Mas M	694.44	536.00		1230.44
5	Wilson Alan	QLD	 Mas M	511.11	504.00		1015.11
6	Powell Tony	VIC	 Mas M	388.89	264.00		652.89
7	Sorraghan Tim	VIC	 Mas M	479.17	160.00		639.17
8	Wilson Bruce	TAS	 Mas M	316.67	288.00		604.67
9	Stephenson David	QLD	 Mas M	111.11	112.00		223.11




Super Masters Men Overall Results

	Name	Team	Categ.	Slalom	Tricks	Jump	
1	McClung Peter	NSW	 SMa M	1000.00	1000.00		2000.00
2	Parsons Mark	NSW	 SMa M	842.59	775.00		1617.59
3	Davis Geoff	WA	 SMa M	722.22	412.50		1134.72
4	Hutcheon Bruce	VIC	 SMa M	646.30	393.75		1040.05
5	Knight John	QLD	 SMa M	502.78	337.50		840.28
6	Scattergood Kevin	NSW	 SMa M	375.00	350.00		725.00
7	Bruce Garry	VIC	 SMa M	169.44	312.50		481.94
8	Riesen Geoffrey	QLD	 SMa M	194.44	231.25		425.69

21/03/2022 - 27/03/2022

30/03/2022 - 1:52 PM

Grand Master Men Overall Results

	Name	Team	Categ.	Slalom	Tricks	Jump	
1	Sullivan Brian	VIC 	GMa M	1000.00	1000.00		2000.00
2	Stout Rudi	NSW 	GMa M	815.30	500.00		1315.30
3	Delaporte Barry	WA 	GMa M	516.59	394.74		911.33

Chief Judge

Homologator

Scorer

Bryce Jordan, Duncan Jodie, Keleher Michael, Mcclung Eric, Parsons Mark, Russo Sue, Molford Ruth, Davis Geoff