





Sub Junior Girls Slalom Results

Homologation: Ranking List

| | Name | Country | Categ. | Round 1 | Round 2 | Overall |
|---|-------------|--|--------|---------|---------|---------|
| 1 | Wright Remy | *AUS  | U14 F | 1.48 | 1.65 | 1000.00 |





Sub Junior Boys Slalom Results

Homologation: Ranking List

| | Name | Country | Categ. | Round 1 | Round 2 | Overall |
|---|---------------|--|--------|---------|---------|---------|
| 1 | Peebles Zeke | *AUS  | U14 M | 6.60 | 7.60 | 1000.00 |
| 2 | Driscoll Rhys | *AUS  | U14 M | 7.10 | 4.40 | 934.21 |
| 3 | Taylor Sam | *AUS  | U14 M | 3.25 | 3.13 | 427.63 |


Junior Boys Slalom Results

Homologation: Ranking List

| | Name | Country | Categ. | Round 1 | Round 2 | Overall |
|---|-----------------|--|--------|---------|---------|---------|
| 1 | Peebles Ayden | *AUS  | Jun M | 8.65 | 8.38 | 1000.00 |
| 2 | Wright Jarvis | *AUS  | Jun M | 6.45 | 6.23 | 745.66 |
| 3 | Sorraghan Ryan | *AUS  | Jun M | 2.63 | 2.88 | 332.95 |
| 4 | Shearer Lachlan | *AUS  | Jun M | 7.70 | | 890.17 |


Under 23 Women Slalom Results

Homologation: Ranking List

| | Name | Country | Categ. | Round 1 | Round 2 | Overall |
|---|-------------|--|--------|---------|---------|---------|
| 1 | Hicks Abbey | *AUS  | U23 F | 8.10 | 7.60 | 1000.00 |


Under 23 Men Slalom Results

Homologation: Ranking List

| | Name | Country | Categ. | Round 1 | Round 2 | Overall |
|---|----------------|--|--------|---------|---------|---------|
| 1 | Roberts Thomas | *AUS  | U23 M | 12.80 | 12.80 | 1000.00 |



Men 2 Slalom Results

Homologation: Ranking List

| | Name | Country | Categ. | Round 1 | Round 2 | Overall |
|---|--------------|--|--------|---------|---------|---------|
| 1 | Ellis Braden | *AUS  | M2 | 4.35 | 2.55 | 1000.00 |

Senior Men Slalom Results

Homologation: Ranking List


| | Name | Country | Categ. | Round 1 | Round 2 | Overall |
|---|--------------------|--|--------|---------|---------|---------|
| 1 | Greenwell Benjamin | *AUS  | Sen M | 14.10 | 12.10 | 1000.00 |
| 2 | Roberts Peter | *AUS  | Sen M | 11.20 | 10.80 | 794.33 |

Veteran Men Slalom Results

Homologation: Ranking List



| | Name | Country | Categ. | Round 1 | Round 2 | Overall |
|--|------|---------|--------|---------|---------|---------|
|--|------|---------|--------|---------|---------|---------|

4/03/2023 - 5/03/2023

| | Name | Country | Categ. | Round 1 | Round 2 | Overall |
|---|--------------|--|--------|---------|---------|---------|
| 1 | Shearer Brad | *AUS  | Vet M | 3.08 | 3.28 | 1000.00 |




Master Men Slalom Results

Homologation: Ranking List

| | Name | Country | Categ. | Round 1 | Round 2 | Overall |
|---|----------------|--|--------|---------|---------|---------|
| 1 | Sorraghan Tim | *AUS  | Mas M | 3.03 | 2.98 | 1000.00 |
| 2 | Schultz Andrew | *AUS  | Mas M | 2.50 | 2.38 | 825.08 |


Super Masters Men Slalom Results

Homologation: Ranking List

| | Name | Country | Categ. | Round 1 | Round 2 | Overall |
|---|----------------|--|--------|---------|---------|---------|
| 1 | Hutcheon Bruce | *AUS  | SMa M | 3.73 | 3.43 | 1000.00 |
| 2 | Bruce Garry | *AUS  | SMa M | 1.98 | 1.10 | 530.83 |
| 3 | Powell Tony | *AUS  | SMa M | 2.93 | 0.00 | 785.52 |




Sub Junior Girls Tricks Results

Homologation: Ranking List

| | Name | Country | Categ. | Round 1 | Round 2 | Overall |
|---|-------------|--|--------|---------|---------|---------|
| 1 | Wright Remy | *AUS  | U14 F | 70 | 100 | 1000.00 |





Sub Junior Boys Tricks Results

Homologation: Ranking List

| | Name | Country | Categ. | Round 1 | Round 2 | Overall |
|---|---------------|--|--------|---------|---------|---------|
| 1 | Driscoll Rhys | *AUS  | U14 M | 1420 | 1610 | 1000.00 |
| 2 | Peebles Zeke | *AUS  | U14 M | 950 | 1430 | 888.20 |
| 3 | Taylor Sam | *AUS  | U14 M | 300 | 450 | 279.50 |


Junior Boys Tricks Results

Homologation: Ranking List

| | Name | Country | Categ. | Round 1 | Round 2 | Overall |
|---|-----------------|--|--------|---------|---------|---------|
| 1 | Peebles Ayden | *AUS  | Jun M | 460 | 920 | 696.97 |
| 2 | Wright Jarvis | *AUS  | Jun M | 760 | 840 | 636.36 |
| 3 | Sorraghan Ryan | *AUS  | Jun M | 450 | 380 | 340.91 |
| 4 | Shearer Lachlan | *AUS  | Jun M | 1320 | 0 | 1000.00 |


Under 23 Women Tricks Results

Homologation: Ranking List

| | Name | Country | Categ. | Round 1 | Round 2 | Overall |
|---|-------------|--|--------|---------|---------|---------|
| 1 | Hicks Abbey | *AUS  | U23 F | 1330 | 0 | 1000.00 |


Under 23 Men Tricks Results

Homologation: Ranking List

| | Name | Country | Categ. | Round 1 | Round 2 | Overall |
|---|----------------|--|--------|---------|---------|---------|
| 1 | Roberts Thomas | *AUS  | U23 M | 3230 | 2230 | 1000.00 |



Men 2 Tricks Results

Homologation: Ranking List

| | Name | Country | Categ. | Round 1 | Round 2 | Overall |
|---|--------------|--|--------|---------|---------|---------|
| 1 | Ellis Braden | *AUS  | M2 | 760 | 910 | 1000.00 |


Senior Men Tricks Results

Homologation: Ranking List

| | Name | Country | Categ. | Round 1 | Round 2 | Overall |
|---|--------------------|--|--------|---------|---------|---------|
| 1 | Roberts Peter | *AUS  | Sen M | 1830 | 1730 | 1000.00 |
| 2 | Greenwell Benjamin | *AUS  | Sen M | 1080 | 600 | 590.16 |



Veteran Men Tricks Results

Homologation: Ranking List

| | Name | Country | Categ. | Round 1 | Round 2 | Overall |
|---|--------------|--|--------|---------|---------|---------|
| 1 | Shearer Brad | *AUS  | Vet M | 710 | 750 | 1000.00 |




Master Men Tricks Results

Homologation: Ranking List

| | Name | Country | Categ. | Round 1 | Round 2 | Overall |
|---|----------------|--|--------|---------|---------|---------|
| 1 | Sorraghan Tim | *AUS  | Mas M | 200 | 220 | 1000.00 |
| 2 | Schultz Andrew | *AUS  | Mas M | 140 | 200 | 909.09 |



Super Masters Men Tricks Results

Homologation: Ranking List

| | Name | Country | Categ. | Round 1 | Round 2 | Overall |
|---|----------------|--|--------|---------|---------|---------|
| 1 | Bruce Garry | *AUS  | SMa M | 300 | 590 | 1000.00 |
| 2 | Powell Tony | *AUS  | SMa M | 390 | 560 | 949.15 |
| 3 | Hutcheon Bruce | *AUS  | SMa M | 300 | 370 | 627.12 |


Sub Junior Boys Jump Results

Homologation: Ranking List

| | Name | Country | Categ. | Round 1 | Round 2 | Overall |
|---|---------------|--|--------|---------|---------|---------|
| 1 | Driscoll Rhys | *AUS  | U14 M | 8.6m | | 1000.00 |
| 2 | Peebles Zeke | *AUS  | U14 M | 0.00m | | |


Under 23 Women Jump Results

Homologation: Ranking List

| | Name | Country | Categ. | Round 1 | Round 2 | Overall |
|---|-------------|--|--------|---------|---------|---------|
| 1 | Hicks Abbey | *AUS  | U23 F | 6.9m | | 1000.00 |



Under 23 Men Jump Results

Homologation: Ranking List


| | Name | Country | Categ. | Round 1 | Round 2 | Overall |
|---|----------------|--|--------|---------|---------|---------|
| 1 | Roberts Thomas | *AUS  | U23 M | 18.4m | 15.0m | 1000.00 |

Senior Men Jump Results




Homologation: Ranking List

| | Name | Country | Categ. | Round 1 | Round 2 | Overall |
|---|--------------------|--|--------|---------|---------|---------|
| 1 | Greenwell Benjamin | *AUS  | Sen M | 18.4m | | 1000.00 |
| 2 | Roberts Peter | *AUS  | Sen M | 9.0m | | 489.13 |





Sub Junior Girls Overall Results

| | Name | Country | Categ. | Slalom | Tricks | Jump | Overall |
|---|--------------|--|--------|---------|---------|------|---------|
| 1 | Wright Remmy | *AUS  | U14 F | 1000.00 | 1000.00 | | 2000.00 |


Sub Junior Boys Overall Results

| | Name | Country | Categ. | Slalom | Tricks | Jump | Overall |
|---|---------------|--|--------|---------|---------|---------|---------|
| 1 | Driscoll Rhys | *AUS  | U14 M | 934.21 | 1000.00 | 1000.00 | 2934.21 |
| 2 | Peebles Zeke | *AUS  | U14 M | 1000.00 | 888.20 | | 1888.20 |
| 3 | Taylor Sam | *AUS  | U14 M | 427.63 | 279.50 | | 707.13 |


Junior Boys Overall Results

| | Name | Country | Categ. | Slalom | Tricks | Jump | Overall |
|---|-----------------|--|--------|---------|---------|------|---------|
| 1 | Shearer Lachlan | *AUS  | Jun M | 890.17 | 1000.00 | | 1890.17 |
| 2 | Peebles Ayden | *AUS  | Jun M | 1000.00 | 696.97 | | 1696.97 |
| 3 | Wright Jarvis | *AUS  | Jun M | 745.66 | 636.36 | | 1382.02 |
| 4 | Sorraghan Ryan | *AUS  | Jun M | 332.95 | 340.91 | | 673.86 |


Under 23 Women Overall Results

| | Name | Country | Categ. | Slalom | Tricks | Jump | Overall |
|---|-------------|--|--------|---------|---------|---------|---------|
| 1 | Hicks Abbey | *AUS  | U23 F | 1000.00 | 1000.00 | 1000.00 | 3000.00 |

Under 23 Men Overall Results

| | Name | Country | Categ. | Slalom | Tricks | Jump | Overall |
|---|----------------|--|--------|---------|---------|---------|---------|
| 1 | Roberts Thomas | *AUS  | U23 M | 1000.00 | 1000.00 | 1000.00 | 3000.00 |



Men 2 Overall Results

| | Name | Country | Categ. | Slalom | Tricks | Jump | Overall |
|---|--------------|--|--------|---------|---------|------|---------|
| 1 | Ellis Braden | *AUS  | M2 | 1000.00 | 1000.00 | | 2000.00 |


Senior Men Overall Results

| | Name | Country | Categ. | Slalom | Tricks | Jump | Overall |
|--|------|---------|--------|--------|--------|------|---------|
|--|------|---------|--------|--------|--------|------|---------|



4/03/2023 - 5/03/2023

| | Name | Country | Categ. | Slalom | Tricks | Jump | Overall |
|---|--------------------|--|--------|---------|---------|---------|---------|
| 1 | Greenwell Benjamin | *AUS  | Sen M | 1000.00 | 590.16 | 1000.00 | 2590.16 |
| 2 | Roberts Peter | *AUS  | Sen M | 794.33 | 1000.00 | 489.13 | 2283.46 |




Veteran Men Overall Results

| | Name | Country | Categ. | Slalom | Tricks | Jump | Overall |
|---|--------------|--|--------|---------|---------|------|---------|
| 1 | Shearer Brad | *AUS  | Vet M | 1000.00 | 1000.00 | | 2000.00 |

Master Men Overall Results

| | Name | Country | Categ. | Slalom | Tricks | Jump | Overall |
|---|----------------|--|--------|---------|---------|------|---------|
| 1 | Sorraghan Tim | *AUS  | Mas M | 1000.00 | 1000.00 | | 2000.00 |
| 2 | Schultz Andrew | *AUS  | Mas M | 825.08 | 909.09 | | 1734.17 |

Super Masters Men Overall Results

| | Name | Country | Categ. | Slalom | Tricks | Jump | Overall |
|---|----------------|--|--------|---------|---------|------|---------|
| 1 | Powell Tony | *AUS  | SMa M | 785.52 | 949.15 | | 1734.67 |
| 2 | Hutcheon Bruce | *AUS  | SMa M | 1000.00 | 627.12 | | 1627.12 |
| 3 | Bruce Garry | *AUS  | SMa M | 530.83 | 1000.00 | | 1530.83 |

Chief Judge

Homologator

Scorer