





Sub Junior Girls Slalom Results

Homologation: Record capability

	Name	Country	Categ.	Round 1	Round 2	Overall
1	Hollands Ellison	*NZL 	-13 F	1.10	1.43	1000.00




Under 17 Girls Slalom Results

Homologation: Record capability

	Name	Country	Categ.	Round 1	Round 2	Overall
1	Mcguire Charlotte	*NZL 	-17 F	3.10	3.75	1000.00
2	Mckenzie Emma	*NZL 	-17 F	3.50	3.60	960.00
3	Bourke Madi	*NZL 	-17 F	2.23	3.58	954.67


Under 17 Boys Slalom Results

Homologation: Record capability

	Name	Country	Categ.	Round 1	Round 2	Overall
1	Mathis Jack	*NZL 	-17 M	3.70	9.20	1000.00
2	Mcguire James	*NZL 	-17 M	8.70	8.35	945.65
3	Rush Mitchell	*NZL 	-17 M	6.13		666.30


Under 23 Women Slalom Results

Homologation: Record capability

	Name	Country	Categ.	Round 1	Round 2	Overall
1	Kelly Meg	*NZL 	-23 F	3.43	3.43	1000.00


Under 23 Men Slalom Results

Homologation: Record capability

	Name	Country	Categ.	Round 1	Round 2	Overall
1	Kelly Toby	*NZL 	-23 M	11.50	12.60	1000.00




Open Women Slalom Results

Homologation: Record capability

	Name	Country	Categ.	Round 1	Round 2	Overall
1	Groen Georgia	*NZL 	Ope F	16.20	16.40	1000.00

Open Men Slalom Results


Homologation: Record capability

	Name	Country	Categ.	Round 1	Round 2	Overall
1	Groen Ryan	*NZL 	Ope M	14.40	14.20	1000.00
2	Mathis Tom	*NZL 	Ope M	12.60	11.90	875.00
3	Kelly Bevan	*NZL 	Ope M	12.60		875.00

Over 35 Women Slalom Results



Homologation: Record capability

	Name	Country	Categ.	Round 1	Round 2	Overall
--	------	---------	--------	---------	---------	---------

	Name	Country	Categ.	Round 1	Round 2	Overall
1	Plummer Crystal	*NZL 	35+ F	2.10	2.25	1000.00


Over 35 Men Slalom Results

Homologation: Record capability

	Name	Country	Categ.	Round 1	Round 2	Overall
1	Plummer Grant	*NZL 	35+ M	10.00	10.20	1000.00
2	Wright Brent	*NZL 	35+ M	6.08	5.93	596.08




Sub Junior Girls Tricks Results

Homologation: Record capability

	Name	Country	Categ.	Round 1	Round 2	Overall
1	Hollands Ellison	*NZL 	-13 F	130	200	1000.00




Under 17 Girls Tricks Results

Homologation: Record capability

	Name	Country	Categ.	Round 1	Round 2	Overall
1	Bourke Madi	*NZL 	-17 F		650	1000.00
2	Mckenzie Emma	*NZL 	-17 F	510	530	815.38
3	Mcguire Charlotte	*NZL 	-17 F	450	370	692.31


Under 17 Boys Tricks Results

Homologation: Record capability

	Name	Country	Categ.	Round 1	Round 2	Overall
1	Rush Mitchell	*NZL 	-17 M	650	1240	932.33
2	Mcguire James	*NZL 	-17 M	1330		1000.00
3	Mathis Jack	*NZL 	-17 M	1280		962.41


Under 23 Women Tricks Results

Homologation: Record capability

	Name	Country	Categ.	Round 1	Round 2	Overall
1	Kelly Meg	*NZL 	-23 F	710		1000.00


Under 23 Men Tricks Results

Homologation: Record capability

	Name	Country	Categ.	Round 1	Round 2	Overall
1	Kelly Toby	*NZL 	-23 M	2850	2250	1000.00



Open Women Tricks Results

Homologation: Record capability

	Name	Country	Categ.	Round 1	Round 2	Overall
1	Groen Georgia	*NZL 	Ope F	8180		1000.00


Open Men Tricks Results

Homologation: Record capability

	Name	Country	Categ.	Round 1	Round 2	Overall
1	Kelly Bevan	*NZL 	Ope M	3600	1800	851.06
2	Groen Ryan	*NZL 	Ope M	4230		1000.00



Over 35 Women Tricks Results

Homologation: Record capability


	Name	Country	Categ.	Round 1	Round 2	Overall
1	Plummer Crystal	*NZL 	35+ F	180	220	1000.00

Over 35 Men Tricks Results




Homologation: Record capability

	Name	Country	Categ.	Round 1	Round 2	Overall
1	Plummer Grant	*NZL 	35+ M	800	1400	1000.00
2	Wright Brent	*NZL 	35+ M	900	1020	728.57




Sub Junior Girls Overall Results

	Name	Country	Categ.	Slalom	Tricks	Jump	Overall
1	Hollands Ellison	*NZL 	-13 F	1000.00	1000.00		2000.00


Under 17 Girls Overall Results

	Name	Country	Categ.	Slalom	Tricks	Jump	Overall
1	Bourke Madi	*NZL 	-17 F	954.67	1000.00		1954.67
2	Mckenzie Emma	*NZL 	-17 F	960.00	815.38		1775.38
3	Mcguire Charlotte	*NZL 	-17 F	1000.00	692.31		1692.31


Under 17 Boys Overall Results

	Name	Country	Categ.	Slalom	Tricks	Jump	Overall
1	Mathis Jack	*NZL 	-17 M	1000.00	962.41		1962.41
2	Mcguire James	*NZL 	-17 M	945.65	1000.00		1945.65
3	Rush Mitchell	*NZL 	-17 M	666.30	932.33		1598.63


Under 23 Women Overall Results

	Name	Country	Categ.	Slalom	Tricks	Jump	Overall
1	Kelly Meg	*NZL 	-23 F	1000.00	1000.00		2000.00




Under 23 Men Overall Results

	Name	Country	Categ.	Slalom	Tricks	Jump	Overall
1	Kelly Toby	*NZL 	-23 M	1000.00	1000.00		2000.00


Open Women Overall Results

	Name	Country	Categ.	Slalom	Tricks	Jump	Overall
1	Groen Georgia	*NZL 	Ope F	1000.00	1000.00		2000.00



Open Men Overall Results

	Name	Country	Categ.	Slalom	Tricks	Jump	Overall
1	Groen Ryan	*NZL 	Ope M	1000.00	1000.00		2000.00
2	Kelly Bevan	*NZL 	Ope M	875.00	851.06		1726.06
3	Mathis Tom	*NZL 	Ope M	875.00			875.00

Over 35 Women Overall Results


	Name	Country	Categ.	Slalom	Tricks	Jump	Overall
1	Plummer Crystal	*NZL 	35+ F	1000.00	1000.00		2000.00

Over 35 Men Overall Results

	Name	Country	Categ.	Slalom	Tricks	Jump	Overall
1	Plummer Grant	*NZL 	35+ M	1000.00	1000.00		2000.00
2	Wright Brent	*NZL 	35+ M	596.08	728.57		1324.65




Sub Junior Girls Slalom Results

Homologation: Record capability

	Name	Country	Categ.	Round 1	Round 2	Round 3	Overall
1	Hollands Ellison	*NZL 	-13 F	1.10	1.43		1000.00




Under 17 Girls Slalom Results

Homologation: Record capability

	Name	Country	Categ.	Round 1	Round 2	Round 3	Overall
1	Mcguire Charlotte	*NZL 	-17 F	3.10	3.75		1000.00
2	Mckenzie Emma	*NZL 	-17 F	3.50	3.60		960.00
3	Bourke Madi	*NZL 	-17 F	2.23	3.58		954.67


Under 17 Boys Slalom Results

Homologation: Record capability

	Name	Country	Categ.	Round 1	Round 2	Round 3	Overall
1	Mathis Jack	*NZL 	-17 M	3.70	9.20		1000.00
2	Mcguire James	*NZL 	-17 M	8.70	8.35		945.65
3	Rush Mitchell	*NZL 	-17 M	6.13			666.30


Under 23 Women Slalom Results

Homologation: Record capability

	Name	Country	Categ.	Round 1	Round 2	Round 3	Overall
1	Kelly Meg	*NZL 	-23 F	3.43	3.43		1000.00


Under 23 Men Slalom Results

Homologation: Record capability

	Name	Country	Categ.	Round 1	Round 2	Round 3	Overall
1	Kelly Toby	*NZL 	-23 M	11.50	12.60		1000.00




Open Women Slalom Results

Homologation: Record capability

	Name	Country	Categ.	Round 1	Round 2	Round 3	Overall
1	Groen Georgia	*NZL 	Ope F	16.20	16.40		1000.00


Open Men Slalom Results

Homologation: Record capability

	Name	Country	Categ.	Round 1	Round 2	Round 3	Overall
1	Groen Ryan	*NZL 	Ope M	14.40	14.20		1000.00
2	Mathis Tom	*NZL 	Ope M	12.60	11.90		875.00
3	Kelly Bevan	*NZL 	Ope M	12.60			875.00



Over 35 Women Slalom Results

Homologation: Record capability

	Name	Country	Categ.	Round 1	Round 2	Round 3	Overall
1	Plummer Crystal	*NZL 	35+ F	2.10	2.25		1000.00

Over 35 Men Slalom Results

Homologation: Record capability

	Name	Country	Categ.	Round 1	Round 2	Round 3	Overall
1	Plummer Grant	*NZL 	35+ M	10.00	10.20		1000.00
2	Wright Brent	*NZL 	35+ M	6.08	5.93		596.08

Chief Judge
O'Donnell KathyHomologator
Groen Ryan

Scorer