



Sub Junior Girls Slalom Results

Homologation: Record capability

	Name	Country	Categ.	Round 1	Round 2	Round 3	Overall
1	Hollands Ellison	*NZL 	-13 F	0.38	0.63		1000.00


Sub Junior Boys Slalom Results

Homologation: Record capability

	Name	Country	Categ.	Round 1	Round 2	Round 3	Overall
1	Mcguire Tom	NZL 	-13 M		0.40		1000.00



Under 17 Girls Slalom Results

Homologation: Record capability

	Name	Country	Categ.	Round 1	Round 2	Round 3	Overall
1	Mckenzie Emma	*NZL 	-17 F	2.10	3.50		1000.00



Under 17 Boys Slalom Results

Homologation: Record capability

	Name	Country	Categ.	Round 1	Round 2	Round 3	Overall
1	Rush Mitchell	*NZL 	-17 M	8.60	8.40		1000.00
2	Mcguire James	*NZL 	-17 M	7.90	8.38		974.42


Under 23 Women Slalom Results

Homologation: Record capability

	Name	Country	Categ.	Round 1	Round 2	Round 3	Overall
1	Kelly Meg	*NZL 	-23 F	4.78	4.55		979.51
2	Mcguire Charlotte	*NZL 	-23 F	4.88	3.90		1000.00




Under 23 Men Slalom Results

Homologation: Record capability

	Name	Country	Categ.	Round 1	Round 2	Round 3	Overall
1	Kelly Toby	*NZL 	-23 M	11.50	12.20		1000.00



Open Women Slalom Results








Homologation: Record capability

	Name	Country	Categ.	Round 1	Round 2	Round 3	Overall
1	Mathis Georgia	*NZL 	Ope F	16.00	16.20	16.40	1000.00
2	Fitch Brooke	*NZL 	Ope F	14.40	15.00	14.30	914.63
3	Mcguire Charlotte	NZL 	Ope F			2.50	152.44

Open Men Slalom Results


Homologation: Record capability

	Name	Country	Categ.	Round 1	Round 2	Round 3	Overall
1	Schaw Hugo	*NZL 	Ope M	9.10	15.20	15.30	1000.00
2	Groen Ryan	*NZL 	Ope M	14.10	13.40	14.50	947.71

	Name	Country	Categ.	Round 1	Round 2	Round 3	Overall
3	Kelly Toby	*NZL 	Ope M	12.50	11.60	12.30	816.99
4	Plummer Grant	NZL 	Ope M			10.30	673.20
5	Mcguire James	NZL 	Ope M			9.08	593.46
6	Slow Matthew	NZL 	Ope M			8.03	524.84
7	Rush Mitchell	NZL 	Ope M			6.70	437.91
8	Holden James	*NZL 	Ope M	6.13	7.30		477.12
9	Groen Fred	*NZL 	Ope M	14.00	0.00		915.03


International Women Slalom Results

Homologation: Record capability

	Name	Country	Categ.	Round 1	Round 2	Round 3	Overall
1	Davis Katina	*AUS 	Int F	7.00	9.10	9.80	1000.00





Over 35 Women Slalom Results

Homologation: Record capability

	Name	Country	Categ.	Round 1	Round 2	Round 3	Overall
1	Plummer Crystal	*NZL 	35+ F	1.62	2.98		1000.00



Over 35 Men Slalom Results

Homologation: Record capability

	Name	Country	Categ.	Round 1	Round 2	Round 3	Overall
1	Plummer Grant	*NZL 	35+ M	10.10	11.30		1000.00
2	Groen Rob	*NZL 	35+ M	9.00	11.10		982.30
3	Slow Matthew	*NZL 	35+ M	7.73	7.28		684.07
4	Gedye Grant	*NZL 	35+ M	0.00			


Over 45 Men Slalom Results

Homologation: Record capability

	Name	Country	Categ.	Round 1	Round 2	Round 3	Overall
1	Mctaggart John	*NZL 	45+ M	5.70	5.73		1000.00
2	Hollands Gene	*NZL 	45+ M	2.80	2.98		520.07


Sub Junior Girls Tricks Results

Homologation: Record capability

	Name	Country	Categ.	Round 1	Round 2	Round 3	Overall
1	Hollands Ellison	*NZL 	-13 F	230	390		1000.00


Sub Junior Boys Tricks Results

Homologation: Record capability

	Name	Country	Categ.	Round 1	Round 2	Round 3	Overall
1	Mcguire Tom	NZL 	-13 M	0	60		1000.00



Under 17 Girls Tricks Results

Homologation: Record capability

	Name	Country	Categ.	Round 1	Round 2	Round 3	Overall
1	Mckenzie Emma	*NZL 	-17 F	990	970		1000.00



Under 17 Boys Tricks Results

Homologation: Record capability

	Name	Country	Categ.	Round 1	Round 2	Round 3	Overall
1	Rush Mitchell	*NZL 	-17 M	1330	1550		1000.00
2	Mcguire James	*NZL 	-17 M	1340	1230		864.52


Under 23 Women Tricks Results

Homologation: Record capability

	Name	Country	Categ.	Round 1	Round 2	Round 3	Overall
1	Kelly Meg	*NZL 	-23 F	800	1010		1000.00
2	Mcguire Charlotte	*NZL 	-23 F	660	630		653.47




Under 23 Men Tricks Results

Homologation: Record capability

	Name	Country	Categ.	Round 1	Round 2	Round 3	Overall
1	Kelly Toby	*NZL 	-23 M	2650	3230		1000.00


Open Women Tricks Results

Homologation: Record capability

	Name	Country	Categ.	Round 1	Round 2	Round 3	Overall
1	Mathis Georgia	*NZL 	Ope F	5080	0	1410	1000.00
2	Kelly Meg	NZL 	Ope F			1010	198.82
3	Mckenzie Emma	NZL 	Ope F			780	153.54


International Women Tricks Results

Homologation: Record capability

	Name	Country	Categ.	Round 1	Round 2	Round 3	Overall
1	Davis Katina	*AUS 	Int F	500	2100	1200	1000.00





Over 35 Women Tricks Results

Homologation: Record capability

	Name	Country	Categ.	Round 1	Round 2	Round 3	Overall
1	Plummer Crystal	*NZL 	35+ F	180	350		1000.00


Over 35 Men Tricks Results

Homologation: Record capability

	Name	Country	Categ.	Round 1	Round 2	Round 3	Overall
1	Plummer Grant	*NZL 	35+ M	1460	1610		930.64
2	Slow Matthew	*NZL 	35+ M	1150	1180		682.08
3	Groen Rob	*NZL 	35+ M	1730	1150		1000.00
4	Gedye Grant	*NZL 	35+ M	300	0		173.41



Over 45 Men Tricks Results

Homologation: Record capability

	Name	Country	Categ.	Round 1	Round 2	Round 3	Overall
1	Mctaggart John	*NZL 	45+ M	810	1000		1000.00


Under 17 Boys Jump Results

Homologation: Record capability

	Name	Country	Categ.	Round 1	Round 2	Round 3	Overall
1	Mcguire James	*NZL 	-17 M	11.9m	13.5m		1000.00
2	Rush Mitchell	*NZL 	-17 M	9.7m	10.7m		792.59


Under 23 Women Jump Results

Homologation: Record capability

	Name	Country	Categ.	Round 1	Round 2	Round 3	Overall
1	Mcguire Charlotte	*NZL 	-23 F	9.9m	8.4m		1000.00



Under 23 Men Jump Results

Homologation: Record capability

	Name	Country	Categ.	Round 1	Round 2	Round 3	Overall
1	Kelly Toby	*NZL 	-23 M	10.5m	9.6m		1000.00








Open Women Jump Results

Homologation: Record capability

	Name	Country	Categ.	Round 1	Round 2	Round 3	Overall
1	Mathis Georgia	*NZL 	Ope F	21.3m	19.5m	20.8m	1000.00
2	Mcguire Charlotte	NZL 	Ope F			9.6m	450.70


Open Men Jump Results

Homologation: Record capability


	Name	Country	Categ.	Round 1	Round 2	Round 3	Overall
1	Groen Ryan	*NZL 	Ope M	16.8m	0.00m	18.4m	876.19
2	Schaw Hugo	*NZL 	Ope M	21.0m	21.0m	17.8m	1000.00
3	Mcguire James	NZL 	Ope M			12.5m	595.24
4	Rush Mitchell	NZL 	Ope M			10.5m	500.00
5	Groen Fred	*NZL 	Ope M	17.1m	17.1m	0.00m	814.29
6	Holden James	*NZL 	Ope M	11.8m	13.0m	0.00m	619.05
7	Kelly Toby	*NZL 	Ope M	9.4m	0.00m	0.00m	447.62

International Women Jump Results


Homologation: Record capability

	Name	Country	Categ.	Round 1	Round 2	Round 3	Overall
1	Davis Katina	*AUS 	Int F	7.0m	6.8m		1000.00


Sub Junior Girls Overall Results

	Name	Country	Categ.	Slalom	Tricks	Jump	Overall
1	Hollands Ellison	*NZL 	-13 F	1000.00	1000.00		2000.00



Sub Junior Boys Overall Results

	Name	Country	Categ.	Slalom	Tricks	Jump	Overall
1	Mcguire Tom	NZL 	-13 M	1000.00	1000.00		2000.00



Under 17 Girls Overall Results

	Name	Country	Categ.	Slalom	Tricks	Jump	Overall
1	Mckenzie Emma	*NZL 	-17 F	1000.00	1000.00		2000.00


Under 17 Boys Overall Results

	Name	Country	Categ.	Slalom	Tricks	Jump	Overall
1	Mcguire James	*NZL 	-17 M	974.42	864.52	1000.00	2838.94
2	Rush Mitchell	*NZL 	-17 M	1000.00	1000.00	792.59	2792.59




Under 23 Women Overall Results

	Name	Country	Categ.	Slalom	Tricks	Jump	Overall
1	Mcguire Charlotte	*NZL 	-23 F	1000.00	653.47	1000.00	2653.47
2	Kelly Meg	*NZL 	-23 F	979.51	1000.00		1979.51








Under 23 Men Overall Results

	Name	Country	Categ.	Slalom	Tricks	Jump	Overall
1	Kelly Toby	*NZL 	-23 M	1000.00	1000.00	1000.00	3000.00



Open Women Overall Results

	Name	Country	Categ.	Slalom	Tricks	Jump	Overall
1	Mathis Georgia	*NZL 	Ope F	1000.00	1000.00	1000.00	3000.00
2	Fitch Brooke	*NZL 	Ope F	914.63			914.63
3	Mcguire Charlotte	NZL 	Ope F	152.44		450.70	603.14
4	Kelly Meg	NZL 	Ope F		198.82		198.82
5	Mckenzie Emma	NZL 	Ope F		153.54		153.54


Open Men Overall Results

	Name	Country	Categ.	Slalom	Tricks	Jump	Overall
1	Schaw Hugo	*NZL 	Ope M	1000.00	1000.00	1000.00	3000.00
2	Groen Ryan	*NZL 	Ope M	947.71	668.87	876.19	2492.77
3	Groen Fred	*NZL 	Ope M	915.03	397.35	814.29	2126.67
4	Kelly Toby	*NZL 	Ope M	816.99	602.65	447.62	1867.26
5	Mcguire James	NZL 	Ope M	593.46	271.52	595.24	1460.22
6	Holden James	*NZL 	Ope M	477.12	183.22	619.05	1279.39
7	Rush Mitchell	NZL 	Ope M	437.91	324.50	500.00	1262.41


6/04/2023 - 8/04/2023

	Name	Country	Categ.	Slalom	Tricks	Jump	Overall
8	Plummer Grant	NZL 	Ope M	673.20	386.31		1059.51
9	Slow Matthew	NZL 	Ope M	524.84	139.07		663.91





International Women Overall Results

	Name	Country	Categ.	Slalom	Tricks	Jump	Overall
1	Davis Katina	*AUS 	Int F	1000.00	1000.00	1000.00	3000.00



Over 35 Women Overall Results

	Name	Country	Categ.	Slalom	Tricks	Jump	Overall
1	Plummer Crystal	*NZL 	35+ F	1000.00	1000.00		2000.00

Over 35 Men Overall Results

	Name	Country	Categ.	Slalom	Tricks	Jump	Overall
1	Groen Rob	*NZL 	35+ M	982.30	1000.00		1982.30
2	Plummer Grant	*NZL 	35+ M	1000.00	930.64		1930.64
3	Slow Matthew	*NZL 	35+ M	684.07	682.08		1366.15
4	Gedye Grant	*NZL 	35+ M		173.41		173.41

Over 45 Men Overall Results

	Name	Country	Categ.	Slalom	Tricks	Jump	Overall
1	Mctaggart John	*NZL 	45+ M	1000.00	1000.00		2000.00
2	Hollands Gene	*NZL 	45+ M	520.07			520.07

Chief Judge
Groen Robbie

Homologator
Groen Robbie, Davis Katina, Linton Sarah, Mowday Claire, Price Brian

Scorer