











Junior Girls under 15 Slalom Results

Homologation: Normal

	Name	Country	Categ.	Eliminacje	Final	Overall
1	Pokorna Ella	SVK 	-15 F	5,00/55/18.25	5,00/55/18.25	1000,00
2	Csokasova Zuzana	SVK 	-15 F	2,50/52	5,00/52	872,34
3	Piatek Maja	POL 	-15 F	1,50/49	3,00/52	829,79
4	Gajdzik Oliwia	POL 	-15 F	2,00/49	4,00/34	680,85


Junior Boys under 15 Slalom Results

Homologation: Normal

	Name	Country	Categ.	Eliminacje	Final	Overall
1	Zambory Tobias	SVK 	-15 M	0,50/58/16.00	0,00/58/13.00	1000,00
2	Wycisk Mateusz	POL 	-15 M	3,00/55/18.25	2,50/55/18.25	650,00
3	Vrazel Dominik	SVK 	-15 M	5,00/55/18.25	0,00/55/18.25	683,33
4	Ulanowicz Kacper	POL 	-15 M	1,50/55/18.25	5,00/37	625,00
5	Pokorny Ronald	SVK 	-15 M	5,00/52	3,00/37	583,33
6	Kisiel Dominik	POL 	-15 M	0,00/52		500,00







Junior Girls under 19 Slalom Results

Homologation: Normal

	Name	Country	Categ.	Eliminacje	Final	Overall
1	Fedorova Lucia	SVK 	-19 F	1,00/55/13.00	1,00/55/13.00 <small>(Tiebreak: 1,00/55/13.00)</small>	1000,00
2	Polkowska Zuzanna	POL 	-19 F	1,00/55/14.25	1,00/55/13.00 <small>(Tiebreak: 0,50/55/13.00)</small>	1000,00
3	Borikova Karin	SVK 	-19 F	3,00/55/16.00	5,00/55/18.25	836,07




Junior Boys under 19 Slalom Results

Homologation: Normal

	Name	Country	Categ.	Eliminacje	Final	Overall
1	Saxa Samuel	SVK 	-19 M	1,00/58/12.00	3,50/58/12.00	1000,00
2	Vasko Daniel	SVK 	-19 M	4,00/58/14.25	2,00/58/13.00	892,09
3	Zawadzki Konrad	POL 	-19 M	1,00/58/14.25	0,00/58/13.00	863,31
4	Oborski Konrad	POL 	-19 M	3,00/58/18.25	5,50/58/18.25	683,45
5	Siedlarski Jakub	POL 	-19 M	1,00/58/16.00		705,04
6	Nowakowski Jakub	POL 	-19 M	2,00/58/18.25		633,09





Open Ladies Slalom Results

Homologation: Normal

	Name	Country	Categ.	Eliminacje	Final	Overall
1	Turets Irina	BLR 	Ope F	2,00/55/13.00	1,00/55/12.00	1000,00
2	Cseploova Veronika	SVK 	Ope F	1,00/55/13.00	1,00/55/13.00	910,45
3	Wozniak Idalia	POL 	Ope F	4,00/52		597,01




Open Men Slalom Results

Homologation: Normal

	Name	Country	Categ.	Eliminacje	Final	Overall
1	Borysewicz Kamil	POL 	Ope M	5,00/58/13.00	1,00/58/12.00	1000,00
2	Papakul Nikita	BLR 	Ope M	0,50/58/12.00	5,50/58/14.25	992,54
3	Kerpcar Juraj	SVK 	Ope M	5,00/58/16.00	5,00/58/16.00	791,04
4	Kazek Dawid	POL 	Ope M	1,50/58/13.00	0,50/37	917,91





Senior 1 Men Slalom Results

Homologation: Normal

	Name	Country	Categ.	Eliminacje	Final	Overall
1	Sadowski Adam	POL 	Se1 M	5,00/46	5,25/46	1000,00
2	Bytomski Wojciech	POL 	Se1 M	1,50/37	4,00/37	172,04
3	Mos Michal	POL 	Se1 M	0,00/40		258,06





Junior Girls under 15 Tricks Results

Homologation: Normal

	Name	Country	Categ.	Eliminacje	Final	Overall
1	Csokasova Zuzana	SVK 	-15 F	1300	1300	738,64
2	Pokorna Ella	SVK 	-15 F	900	1030	585,23
3	Piatek Maja	POL 	-15 F	1760	750	1000,00
4	Gajdzik Oliwia	POL 	-15 F	1220	720	693,18




Junior Boys under 15 Tricks Results

Homologation: Normal

	Name	Country	Categ.	Eliminacje	Final	Overall
1	Zambory Tobias	SVK 	-15 M	4270	4150	966,06
2	Wycisk Mateusz	POL 	-15 M	4420	2250	1000,00
3	Pokorny Ronald	SVK 	-15 M	900	900	203,62
4	Vrazel Dominik	SVK 	-15 M	410	500	113,12







Junior Girls under 19 Tricks Results

Homologation: Normal

	Name	Country	Categ.	Eliminacje	Final	Overall
1	Fedorova Lucia	SVK 	-19 F	2560	3610	1000,00
2	Borikova Karin	SVK 	-19 F	2180	3510	972,30
3	Polkowska Zuzanna	POL 	-19 F	2090	2150	595,57



Junior Boys under 19 Tricks Results

Homologation: Normal

	Name	Country	Categ.	Eliminacje	Final	Overall
1	Vasko Daniel	SVK 	-19 M	5790	5790	1000,00
2	Nowakowski Jakub	POL 	-19 M	4020	4980	860,10
3	Siedlarski Jakub	POL 	-19 M	5340	4900	922,28
4	Saxa Samuel	SVK 	-19 M	3170	3170	547,50
5	Zawadzki Konrad	POL 	-19 M	700		120,90
6	Oborski Konrad	POL 	-19 M	490		84,63

Open Ladies Tricks Results

Homologation: Normal

	Name	Country	Categ.	Eliminacje	Final	Overall
1	Turets Irina	BLR 	Ope F	6910	7790	1000,00
2	Cseploova Veronika	SVK 	Ope F	3570	4120	528,88

Open Men Tricks Results

Homologation: Normal

	Name	Country	Categ.	Eliminacje	Final	Overall
--	------	---------	--------	------------	-------	---------

	Name	Country	Categ.	Eliminacje	Final	Overall
1	Papakul Nikita	BLR	Ope M	7880	7290	1000,00
2	Kerpcar Juraj	SVK	Ope M	7160	7160	908,63
3	Kazek Dawid	POL	Ope M	7510	5700	953,05
4	Borysewicz Kamil	POL	Ope M	1450	4190	531,73
5	Zawadzki Erwin	POL	Ope M	1480	1480	187,82

Senior 1 Men Tricks Results

Homologation: Normal

	Name	Country	Categ.	Eliminacje	Final	Overall
1	Bytomski Wojciech	POL	Se1 M	1150	1150	1000,00
2	Sadowski Adam	POL	Se1 M	450	410	391,30

Junior Girls under 15 Jump Results

Homologation: Normal

	Name	Country	Categ.	Eliminacje	Final	Overall
1	Piatek Maja	POL	-15 F	22,9m	26,5m	1000,00
2	Pokorna Ella	SVK	-15 F	13,1m	14,7m	394,87
3	Csokasova Zuzana	SVK	-15 F	12,5m	14,7m	394,87
4	Gajdzik Oliwia	POL	-15 F	12,2m	12,2m	266,67

Junior Boys under 15 Jump Results

Homologation: Normal

	Name	Country	Categ.	Eliminacje	Final	Overall
1	Zambory Tobias	SVK	-15 M	35,0m	38,4m	1000,00
2	Wycisk Mateusz	POL	-15 M	37,7m	38,1m	989,44
3	Ulanowicz Kacper	POL	-15 M	27,9m	30,6m	725,35
4	Kisiel Dominik	POL	-15 M	27,1m	30,6m	725,35
5	Vrazel Dominik	SVK	-15 M	21,9m	23,9m	489,44

Junior Girls under 19 Jump Results

Homologation: Normal

	Name	Country	Categ.	Eliminacje	Final	Overall
1	Polkowska Zuzanna	POL	-19 F	34,8m	35,0m	1000,00
2	Borikova Karin	SVK	-19 F	29,9m	33,4m	942,86

Junior Boys under 19 Jump Results

Homologation: Normal

	Name	Country	Categ.	Eliminacje	Final	Overall
1	Zawadzki Konrad	POL	-19 M	47,6m	55,7m	1000,00
2	Vasko Daniel	SVK	-19 M	45,0m	46,6m	800,88
3	Siedlarski Jakub	POL	-19 M	42,4m	44,5m	754,92
4	Oborski Konrad	POL	-19 M	37,5m	35,5m	601,75
5	Nowakowski Jakub	POL	-19 M	35,6m		560,18
6	Saxa Samuel	SVK	-19 M	35,5m		557,99





Open Ladies Jump Results

Homologation: Normal

	Name	Country	Categ.	Eliminacje	Final	Overall
1	Turets Irina	BLR	Ope F	47,1m	46,2m	1000,00
2	Cseploova Veronika	SVK	Ope F	35,9m	39,3m	805,49

Open Men Jump Results

Homologation: Normal

	Name	Country	Categ.	Eliminacje	Final	Overall
1	Zawadzki Erwin	POL 	Ope M	62,9m	64,6m	1000,00
2	Papakul Nikita	BLR 	Ope M	58,0m	62,6m	963,37
3	Borysewicz Kamil	POL 	Ope M	50,7m	62,6m	963,37
4	Kerpcar Juraj	SVK 	Ope M	49,5m	53,1m	789,38

Chief Judge
Padaliak MikhailHomologator
Zasepa JacekScorer
Ryszard Bedner