

EUROPEAN
YOUTH & YOUNG
WATERSKI CHAMPIONSHIP

2017 E&A Youth Championships


02/08 - 06/08/2017

Sesena Waterski
Centre (ESP)
Page 1
06.08.2017 - 16:20

Under 14 Girls Slalom Results

Homologation: Ranking List

Bib	Name	Country	Categ.	Preliminary	Final	Overall
1	(2) BECKERS, Ibe	BEL	-14 F	1,50/55/13.00	1,50/55/12.00	1011,63
2	(114) SACCO, Arianna	ITA	-14 F	1,00/55/12.00	1,00/55/12.00	1000,00
3	(9) LOIZIDOU, Florentia	CYP	-14 F	4,50/55/13.00	1,00/55/12.00	1000,00
4	(60) ANASTASI, Stella	*CYP	-14 F	4,50/55/13.00	3,00/55/13.00	941,86
5	(40) BELSKAYA, Maryia	BLR	-14 F	2,50/55/14.25	2,50/55/13.00	895,35
6	(37) BARONE, Federica	*ITA	-14 F	0,50/55/13.00	1,00/55/13.00	860,47
7	(57) FÄH, Julie	SUI	-14 F	4,00/55/14.25	5,00/55/14.25	813,95
8	(86) MAGGIORE, Giulia	ITA	-14 F	3,50/55/14.25	4,00/55/14.25	790,70
9	(89) MATTERSODORFER, Pia	AUT	-14 F	2,00/55/14.25	4,00/55/14.25	790,70
10	(15) PANTELI, Sotiroulla	CYP	-14 F	2,00/55/13.00	1,50/55/14.25	883,72
11	(144) WOLFISBERG, Pirjo	SUI	-14 F	3,00/55/14.25	4,50/55/16.00	767,44
12	(122) ESCOLAR NORIEGA FRADES, Patricia	ESP	-14 F	3,00/55/14.25	2,50/55/18.25	767,44
13	(107) PRADAT, Lola	FRA	-14 F	2,00/55/14.25		744,19
13	(78) KOZELSKAYA, Mariya	BLR	-14 F	2,00/55/14.25		744,19
15	(111) ROBERTS, Lucy	GBR	-14 F	5,50/55/16.00		686,05
16	(52) CONSTANTINOU, Artemis	CYP	-14 F	4,00/55/16.00		651,16
16	(185) TSIUTSIURA, Maria	UKR	-14 F	4,00/55/16.00		651,16
18	(36) BARJAU BOADA, Sandra	ESP	-14 F	2,00/55/16.00		604,65
19	(135) VANBERGEN, Eva	NED	-14 F	1,50/55/16.00		593,02
20	(67) HVOZDZEVA, Sofya	BLR	-14 F	0,00/55/16.00		558,14
20	(26) VLACHAKOU, Kiriaki-Eleni	GRE	-14 F	6,00/55/18.25		558,14
22	(118) SCUTT, Emma	GBR	-14 F	3,50/55/18.25		500,00
23	(55) ELGESEM VANG, Eline	NOR	-14 F	3,00/55/18.25		488,37
24	(159) STEINER, Lili	AUT	-14 F	2,50/55/18.25		476,74
25	(138) WENZEL, Emily	GER	-14 F	2,00/55/18.25		465,12
26	(28) ABRAHAMSEN, Line Molter	DEN	-14 F	0,50/52		290,70
27	(76) KORSTEN, Charlotte	NED	-14 F	6,00/46		139,53
28	(116) SANDBERG, Nicoline	NOR	-14 F	3,50/46		81,40



EUROPEAN
YOUTH & YOUNG
WATERSKI CHAMPIONSHIP

2017 E&A Youth Championships


02/08 - 06/08/2017

Sesena Waterski
Centre (ESP)
Page 2
06.08.2017 - 16:20

Under 14 Boys Slalom Results

Homologation: Ranking List

Bib	Name	Country	Categ.	Preliminary	Final	Overall
1	(34) ATTENSAM, Nikolaus	*AUT	-14 M	3,50/55/11.25	4,00/55/11.25	1000,00
2	(62) GSCHIEL, Alexander	AUT	-14 M	4,00/55/11.25	3,00/55/11.25	1000,00
3	(30) ALDMAN, Simon	SWE	-14 M	2,00/55/11.25	2,00/55/11.25	956,52
4	(54) DUPLAN-FRIBOURG, Pol	FRA	-14 M	3,50/55/12.00	2,00/55/11.25	956,52
5	(32) ARAMPATZIS, Marios	GRE	-14 M	2,00/55/12.00	1,00/55/11.25	934,78
6	(82) LEU, Lennart	*AUT	-14 M	3,00/55/12.00	4,00/55/12.00	869,57
7	(113) ROWLAND, Matthew	GBR	-14 M	3,00/55/12.00	3,00/55/12.00	847,83
8	(139) WESTLUND, Charlie	*SWE	-14 M	3,50/55/12.00	2,50/55/12.00	858,70
9	(47) CASTRONOVO, Pietro	ITA	-14 M	2,00/55/12.00	2,00/55/12.00	826,09
10	(53) DRAUX, Hippolyte	FRA	-14 M	2,00/55/12.00	1,00/55/12.00	826,09
11	(130) TEIXIDOR JUNIOR, Dani	ESP	-14 M	2,00/55/12.00	0,00/55/12.00	826,09
12	(79) KUHN, Dominic	AUT	-14 M	2,00/55/12.00	1,50/55/13.00	826,09
13	(87) MARINO, Vincenzo	ITA	-14 M	1,50/55/12.00		815,22
14	(74) KALINA, Ondrej	CZE	-14 M	1,00/55/12.00		804,35
15	(59) FILARETOV, Damir	UKR	-14 M	4,50/55/13.00		750,00
16	(103) PARKIN, Tom	GBR	-14 M	3,00/55/13.00		717,39
16	(123) SKOUTELAS, Thomas	GRE	-14 M	3,00/55/13.00		717,39
18	(120) SERPIERIS, Filippos	GRE	-14 M	2,50/55/13.00		706,52
19	(58) FÄH, Nicolas	SUI	-14 M	2,00/55/13.00		695,65
20	(205) ROLAK, Lukasz	POL	-14 M	1,00/55/13.00		673,91
20	(124) STEGMANN, Jason	RSA	-14 M	1,00/55/13.00		673,91
20	(127) STRALTSOU, Ilya	BLR	-14 M	1,00/55/13.00		673,91
23	(121) SHARGIN, Matvey	RUS	-14 M	0,50/55/13.00		663,04
24	(92) MORIN, Antoine	FRA	-14 M	4,00/55/14.25		608,70
25	(140) WESTLUND, Elliot	SWE	-14 M	2,50/55/14.25		576,09
26	(142) WOLFISBERG, Janni	SUI	-14 M	2,00/55/14.25		565,22
27	(68) IREHED, Linus	SWE	-14 M	0,50/55/14.25		532,61
28	(106) POSTELNIKOV, Yaroslav	UKR	-14 M	1,00/55/16.00		413,04
29	(66) HRUSHKO, Alexandr	UKR	-14 M	0,50/55/16.00		402,17
30	(39) BELMRAH, Kamil	MAR	-14 M	5,50/55/18.25		380,43
31	(50) GEORGALLIDES, Costantinos	CYP	-14 M	5,00/55/18.25		369,57



EUROPEAN
YOUTH & YOUNG
WATERSKI CHAMPIONSHIP

2017 E&A Youth Championships

02/08 - 06/08/2017

Sesena Waterski
Centre (ESP)
Page 3
06.08.2017 - 16:20

Under 17 Girls Slalom Results

Homologation: Ranking List

Bib	Name	Country	Categ.	Preliminary	Final	Overall
1 (132)	TRUBSKAYA, Valeryia	*BLR	-17 F	1,50/55/12.00	4,50/55/12.00	1017,86
2 (8)	LEXER, Alissa	*AUT	-17 F	2,00/55/12.00	4,00/55/12.00	1000,00
3 (24)	TAGLIATI, Greta	ITA	-17 F	3,00/55/12.00	3,00/55/12.00	964,29
4 (17)	PAPOUDI, Michaela	GRE	-17 F	2,00/55/12.00	3,00/55/12.00	964,29
4 (19)	PONTIFIX, Athina	GRE	-17 F	2,00/55/12.00	3,00/55/12.00	964,29
6 (14)	NUTT, Katie	GBR	-17 F	0,50/55/12.00	2,50/55/12.00	946,43
7 (48)	CHARNYSHOVA, Luiza	BLR	-17 F	2,50/55/13.00	2,00/55/12.00	928,57
8 (126)	ANGUENOT, Inès	FRA	-17 F	2,00/55/12.00	1,50/55/12.00	928,57
9 (108)	PROSVETOVA, Stanislava	UKR	-17 F	4,00/55/12.00	0,50/55/12.00	1000,00
10 (18)	PARKHOMENKA, Alena	BLR	-17 F	2,00/55/13.00	0,50/55/12.00	875,00
11 (46)	BUTTERFIELD, Amber	GBR	-17 F	3,00/55/13.00	3,50/55/13.00	767,86
12 (209)	ORAVCOVA, Zuzana	SVK	-17 F	1,00/55/13.00	2,50/55/14.25	678,57
13 (10)	MAKSIMENKOVA, Sofia	UKR	-17 F	0,50/55/13.00		660,71
13 (22)	RUNGE, Adrija	LAT	-17 F	0,50/55/13.00		660,71
13 (23)	STARKOVA, Isabela	CZE	-17 F	0,50/55/13.00		660,71
16 (101)	ARMENI, Ianthi	CYP	-17 F	3,50/55/14.25		553,57
17 (100)	NIEDERBÄUMER, Chris	GER	-17 F	3,00/55/14.25		535,71
18 (117)	SCHMIDBERGER, Theresa	AUT	-17 F	2,50/55/14.25		517,86
18 (143)	WOLFISBERG, Kirsi	SUI	-17 F	2,50/55/14.25		517,86
20 (64)	HANUSOVA, Adela	CZE	-17 F	2,00/55/14.25		500,00
20 (65)	HOGHSORENSEN, Astrid	DEN	-17 F	2,00/55/14.25		500,00
22 (61)	GREKULA, Johanna	SWE	-17 F	1,50/55/14.25		482,14
23 (45)	BURGE, Mara	SUI	-17 F	1,00/55/14.25		464,29
24 (102)	NOVIKOVA, Maria	RUS	-17 F	4,00/55/16.00		357,14
25 (73)	JULSING, Klaske	NED	-17 F	2,50/55/16.00		303,57
26 (29)	AHAMMER, Elena	AUT	-17 F	2,00/55/16.00		285,71
27 (44)	BUONOPANE, Ginevra	ITA	-17 F	0,50/55/16.00		232,14
28 (38)	BELMRAH, Ghalia	MAR	-17 F	5,50/55/18.25		196,43
29 (98)	NOGUERA VERGÉS, Laura	ESP	-17 F	3,50/55/18.25		125,00



















Under 17 Boys Slalom Results

Homologation: Ranking List

Bib	Name	Country	Categ.	Preliminary	Final	Overall
1	(6) DUPLAN-FRIBOURG, Louis	FRA	-17 M	2,00/58/10.75	2,00/58/10.75	1000,00
2	(110) RIOLO, Vincenzo	ITA	-17 M	5,00/58/11.25	1,00/58/10.75	973,68
3	(80) LABARRE, Arnaud Junior	BEL	-17 M	4,00/58/11.25	4,50/58/11.25	907,89
4	(20) NATHANAIL, Pavlos	GRE	-17 M	0,50/58/11.25	4,00/58/11.25	894,74
5	(112) ROUSSELOT, Nicolas	FRA	-17 M	1,25/58/11.25	2,00/58/11.25	842,11
6	(131) TÖRNKVIST, Tim	SWE	-17 M	0,50/58/11.25	2,00/58/11.25	842,11
7	(94) NÉDEAU, Tanguy	*FRA	-17 M	5,00/58/12.00	2,00/58/11.25	842,11
8	(3) BORDIER, Lindsay	FRA	-17 M	2,00/58/11.25	1,50/58/11.25	842,11
9	(125) STEGMANN, Nicholas	RSA	-17 M	4,00/58/11.25	0,50/58/11.25	894,74
10	(12) MARENZI, Edoardo	ITA	-17 M	2,00/58/11.25	3,00/58/12.00	842,11
11	(211) DE RYCK, Arno	BEL	-17 M	0,50/58/11.25	2,50/58/12.00	802,63
12	(49) COGNE, Alexis	SUI	-17 M	5,00/58/12.00	1,50/58/12.00	763,16
13	(137) WALDEFELDT, Karl	SWE	-17 M	4,50/58/12.00		750,00
14	(7) GALIDES, Andreas	CYP	-17 M	4,00/58/12.00		736,84
14	(115) SAMOILOV, Alexander	UKR	-17 M	4,00/58/12.00		736,84
16	(35) BARENGHI, Jean	SUI	-17 M	3,00/58/12.00		710,53
16	(16) PAPACONSTANTINO, Georgios	CYP	-17 M	3,00/58/12.00		710,53
16	(21) RAUCHENWALD, Luca	AUT	-17 M	3,00/58/12.00		710,53
19	(13) ENGELHARDT, Moritz	AUT	-17 M	2,50/58/12.00		697,37
20	(85) LOWE, Dylan	RSA	-17 M	2,00/58/12.00		684,21
20	(56) TURP, Benjamin	GBR	-17 M	2,00/58/12.00		684,21
22	(41) BISETTI, Bryan	*ITA	-17 M	1,50/58/12.00		671,05
22	(90) MELNIK, Stsiapan	BLR	-17 M	1,50/58/12.00		671,05
22	(104) PETRENKO, Stefan	*BLR	-17 M	1,50/58/12.00		671,05
25	(51) DAMMJORGENSEN, Andreas	DEN	-17 M	1,00/58/12.00		657,89
26	(81) LAPKOUSKI, Kiryl	BLR	-17 M	0,50/58/12.00		644,74
27	(71) JESSEN, Philip Meldgaard	DEN	-17 M	3,50/58/13.00		565,79
27	(25) TOUTZIARIDIS, Vassilis	GRE	-17 M	3,50/58/13.00		565,79
29	(75) KEUSSEOGLOU, Alexis	MON	-17 M	3,00/58/13.00		552,63
29	(109) RICO MEDEM, Cesar	ESP	-17 M	3,00/58/13.00		552,63
31	(129) TEIXIDOR, Tono	ESP	-17 M	2,00/58/13.00		526,32
32	(119) SCUTT, Oli	GBR	-17 M	1,50/58/13.00		513,16
33	(33) ARBAIZAR, Alvaro	ESP	-17 M	0,50/58/13.00		486,84
34	(31) ANTONI, Christian	GER	-17 M	0,00/58/13.00		473,68
34	(42) BLOMQUIST, Alexander	SWE	-17 M	0,00/58/13.00		473,68
36	(176) SIMPLICIO, Gonçalo	POR	-17 M	5,50/58/14.25		460,53
37	(11) MAREK, Petr	CZE	-17 M	4,50/58/14.25		434,21
38	(91) MENZEL, Alexander	GER	-17 M	4,00/58/14.25		421,05
39	(208) MASAR, Adam	SVK	-17 M	2,50/58/14.25		381,58
40	(72) JULSING, Hugo	NED	-17 M	3,50/58/16.00		250,00
41	(191) SIMOESC.PESSOA, Tomás	POR	-17 M	5,00/58/18.25		131,58
42	(77) KORSTEN, Matthijs	NED	-17 M	4,00/58/18.25		105,26
43	(97) NIELSEN, Tue Ernst	DEN	-17 M	6,00/55/18.25		
44	(88) MARSAN, Alexandre	MON	-17 M	2,50/52		
45	(63) HANIG, Lorenzo	GER	-17 M	1,00/52		




















Under 14 Girls Tricks Results

Homologation: Ranking List

Bib	Name	Country	Categ.	Preliminary	Final	Overall
1	(2) BECKERS, Ibe	BEL 	-14 F	5320	5290	1115,30
2	(67) HVOZDZEVA, Sofya	BLR 	-14 F	4670	4770	1000,00
3	(185) TSIUTSIURA, Maria	UKR 	-14 F	4740	4750	995,81
4	(57) FÄH, Julie	SUI 	-14 F	3820	3570	800,84
5	(26) VLACHAKOU, Kiriaki-Eleni	GRE 	-14 F	3110	3190	668,76
6	(86) MAGGIORE, Giulia	ITA 	-14 F	3350	3090	702,31
7	(114) SACCO, Arianna	ITA 	-14 F	3030	2730	635,22
8	(78) KOZELSKAYA, Mariya	BLR 	-14 F	3230	2330	677,15
9	(9) LOIZIDOU, Florentia	CYP 	-14 F	3070	2180	643,61
10	(107) PRADAT, Lola	FRA 	-14 F	2780		582,81
11	(138) WENZEL, Emily	GER 	-14 F	2770		580,71
12	(40) BELSKAYA, Maryia	BLR 	-14 F	1970		413,00
13	(111) ROBERTS, Lucy	GBR 	-14 F	1910		400,42
14	(122) ESCOLAR NORIEGA FRADES, Patricia	ESP 	-14 F	1200		251,57
15	(118) SCUTT, Emma	GBR 	-14 F	1080		226,42
16	(76) KORSTEN, Charlotte	NED 	-14 F	930		194,97
17	(159) STEINER, Lili	AUT 	-14 F	750		157,23
18	(136) VANBERGEN, Sofie	NED 	-14 F	700		146,75

Under 14 Boys Tricks Results

Homologation: Ranking List

Bib	Name	Country	Categ.	Preliminary	Final	Overall
1	(54) DUPLAN-FRIBOURG, Pol	FRA 	-14 M	5800	6650	1000,00
2	(59) FILARETOV, Damir	UKR 	-14 M	5630	6460	971,43
3	(43) BOLDINI, Leonardo	*ITA 	-14 M	4910	4830	738,35
4	(79) KUHN, Dominic	AUT 	-14 M	4270	4600	691,73
5	(47) CASTRONOVO, Pietro	ITA 	-14 M	4960	4000	745,86
6	(130) TEIXIDOR JUNIOR, Dani	ESP 	-14 M	3860	3950	593,98
7	(127) STRALTSOU, Ilya	BLR 	-14 M	3990	3820	600,00
8	(74) KALINA, Ondrej	CZE 	-14 M	3590	3390	539,85
9	(58) FÄH, Nicolas	SUI 	-14 M	3700	3200	556,39
10	(113) ROWLAND, Matthew	GBR 	-14 M	3450	3160	518,80
11	(103) PARKIN, Tom	GBR 	-14 M	3060	3070	461,65
12	(92) MORIN, Antoine	FRA 	-14 M	3550	2590	533,83
13	(62) GSCHIEL, Alexander	AUT 	-14 M	2870		431,58
14	(87) MARINO, Vincenzo	ITA 	-14 M	2840		427,07
15	(66) HRUSHKO, Alexandr	UKR 	-14 M	2360		354,89
16	(139) WESTLUND, Charlie	*SWE 	-14 M	2210		332,33
17	(106) POSTELNIKOV, Yaroslav	UKR 	-14 M	2110		317,29
18	(68) IREHED, Linus	SWE 	-14 M	810		121,80
19	(120) SERPIERIS, Filippos	GRE 	-14 M	660		99,25

Under 17 Girls Tricks Results


Homologation: Ranking List

Bib	Name	Country	Categ.	Preliminary	Final	Overall
1	(108) PROSVETOVA, Stanislava	UKR	-17 F	6230	6230	1000,00
2	(10) MAKSIMENKOVA, Sofia	UKR	-17 F	5320	5920	950,24
3	(105) POLITOVA, Varvara	RUS	-17 F	4940	5390	865,17
4	(48) CHARNYSHOVA, Luiza	BLR	-17 F	4620	5300	850,72
5	(24) TAGLIATI, Greta	ITA	-17 F	5620	5200	902,09
6	(17) PAPOUDI, Michaela	GRE	-17 F	3240	5120	821,83
7	(44) BUONOPANE, Ginevra	ITA	-17 F	4600	4810	772,07
8	(126) ANGUENOT, Inès	FRA	-17 F	3870	4360	699,84
9	(18) PARKHOMENKA, Alena	BLR	-17 F	5410	3910	868,38
10	(14) NUTT, Katie	GBR	-17 F	3780	3370	606,74
11	(70) IVASHNEVA, Victoria	RUS	-17 F	3820	1650	613,16
12	(61) GREKULA, Johanna	SWE	-17 F	3450	1420	553,77
13	(19) PONTIFIX, Athina	GRE	-17 F	3170		508,83
14	(102) NOVIKOVA, Maria	RUS	-17 F	3150		505,62
15	(46) BUTTERFIELD, Amber	GBR	-17 F	3000		481,54
16	(45) BURGE, Mara	SUI	-17 F	2650		425,36
17	(143) WOLFISBERG, Kirsi	SUI	-17 F	2630		422,15
18	(8) LEXER, Alissa	*AUT	-17 F	2390		383,63
19	(209) ORAVCOVA, Zuzana	SVK	-17 F	2280		365,97
20	(117) SCHMIDBERGER, Theresa	AUT	-17 F	2060		330,66
21	(23) STARKOVA, Isabela	CZE	-17 F	1910		306,58
22	(64) HANUSOVA, Adela	CZE	-17 F	1730		277,69
23	(100) NIEDERBÄUMER, Chris	GER	-17 F	1540		247,19
24	(101) ARMENI, Ianthi	CYP	-17 F	1350		216,69
25	(29) AHAMMER, Elena	AUT	-17 F	1180		189,41

Under 17 Boys Tricks Results

Homologation: Ranking List

Bib	Name	Country	Categ.	Preliminary	Final	Overall
1	(12) MARENZI, Edoardo	ITA	-17 M	7110	8920	926,27
2	(3) BORDIER, Lindsay	FRA	-17 M	8220	8570	889,93
3	(6) DUPLAN-FRIBOURG, Louis	FRA	-17 M	9630	8400	1000,00
4	(115) SAMOILOV, Alexander	UKR	-17 M	8890	8090	923,16
5	(81) LAPKOUSKI, Kiryl	BLR	-17 M	6960	6610	722,74
6	(90) MELNIK, Stsiapan	BLR	-17 M	5240	6350	659,40
7	(104) PETRENKO, Stefan	*BLR	-17 M	6120	5470	635,51
8	(97) NIELSEN, Tue Ernst	DEN	-17 M	5440	5160	564,90
9	(112) ROUSSELOT, Nicolas	FRA	-17 M	3730	4900	508,83
10	(21) RAUCHENWALD, Luca	AUT	-17 M	3500	4150	430,94
11	(49) COGNE, Alexis	SUI	-17 M	4020	3830	417,45
12	(20) NATHANAIL, Pavlos	GRE	-17 M	3590	3480	372,79
13	(80) LABARRE, Arnaud Junior	BEL	-17 M	3100		321,91
14	(72) JALSING, Hugo	NED	-17 M	3000		311,53
14	(208) MASAR, Adam	SVK	-17 M	3000		311,53
16	(25) TOUTZIARIDIS, Vassilis	GRE	-17 M	2530		262,72
17	(119) SCUTT, Oli	GBR	-17 M	2510		260,64
18	(71) JESSEN, Philip Meldgaard	DEN	-17 M	2490		258,57
19	(129) TEIXIDOR, Tono	ESP	-17 M	2370		246,11
20	(137) WALDEFELDT, Karl	SWE	-17 M	2210		229,49
21	(131) TÖRNKVIST, Tim	SWE	-17 M	2160		224,30
22	(41) BISETTI, Bryan	*ITA	-17 M	2150		223,26
23	(77) KORSTEN, Matthijs	NED	-17 M	1740		180,69
24	(91) MENZEL, Alexander	GER	-17 M	1710		177,57
25	(56) TURP, Benjamin	GBR	-17 M	1430		148,49
26	(42) BLOMQVIST, Alexander	SWE	-17 M	1330		138,11



EUROPEAN
YOUTH & YOUNG
WATERSKI CHAMPIONSHIP

2017 E&A Youth Championships

02/08 - 06/08/2017

Sesena Waterski
Centre (ESP)
Page 7
06.08.2017 - 16:20

Under 14 Girls Jump Results

Homologation: Ranking List

Bib	Name	Country	Categ.	Preliminary	Final	Overall
1	(40) BELSKAYA, Maryia	BLR	-14 F	28,3m	30,2m	1000,00
2	(86) MAGGIORE, Giulia	ITA	-14 F	27,8m	29,1m	952,59
3	(185) TSIUTSIURA, Maria	UKR	-14 F	26,7m	26,2m	849,14
4	(78) KOZELSKAYA, Mariya	BLR	-14 F	24,3m	25,0m	775,86
5	(89) MATTERSODORFER, Pia	AUT	-14 F	24,3m	24,9m	771,55
6	(67) HVOZDZEVA, Sofya	BLR	-14 F	26,4m	23,2m	836,21
7	(118) SCUTT, Emma	GBR	-14 F	19,4m	21,1m	607,76
8	(111) ROBERTS, Lucy	GBR	-14 F	17,6m	16,2m	456,90
9	(122) ESCOLAR NORIEGA FRADES, Patricia	ESP	-14 F	16,9m		426,72
10	(55) ELGESEMVANG, Eline	NOR	-14 F	15,7m		375,00
11	(57) FÄH, Julie	SUI	-14 F	15,1m		349,14
12	(138) WENZEL, Emily	GER	-14 F	12,8m		250,00
13	(107) PRADAT, Lola	FRA	-14 F	0,00m		
13	(114) SACCO, Arianna	ITA	-14 F	0,00m		




















Under 14 Boys Jump Results

Homologation: Ranking List

Bib	Name	Country	Categ.	Preliminary	Final	Overall
1	(54) DUPLAN-FRIBOURG, Pol	FRA	-14 M	43,9m	43,4m	1000,00
2	(74) KALINA, Ondrej	CZE	-14 M	40,5m	40,5m	899,71
3	(59) FILARETOV, Damir	UKR	-14 M	36,7m	35,6m	787,61
4	(139) WESTLUND, Charlie	*SWE	-14 M	37,9m	34,9m	823,01
5	(127) STRALTSOU, Ilya	BLR	-14 M	33,9m	34,7m	728,61
6	(103) PARKIN, Tom	GBR	-14 M	33,9m	33,2m	705,01
7	(62) GSCHIEL, Alexander	AUT	-14 M	33,2m	33,1m	684,37
8	(68) IREHED, Linus	SWE	-14 M	33,0m	32,6m	678,47
9	(140) WESTLUND, Elliot	SWE	-14 M	30,9m	32,1m	651,92
10	(92) MORIN, Antoine	FRA	-14 M	31,8m	32,0m	648,97
11	(47) CASTRONOVO, Pietro	ITA	-14 M	28,5m		545,72
12	(79) KUHN, Dominic	AUT	-14 M	24,5m		427,73
13	(87) MARINO, Vincenzo	ITA	-14 M	22,5m		368,73
14	(106) POSTELNIKOV, Yaroslav	UKR	-14 M	20,1m		297,94
15	(58) FÄH, Nicolas	SUI	-14 M	19,1m		268,44
16	(130) TEIXIDOR JUNIOR, Dani	ESP	-14 M	16,0m		176,99























Under 17 Girls Jump Results

Homologation: Ranking List

Bib	Name	Country	Categ.	Preliminary	Final	Overall
1	(10) MAKSIMENKOVA, Sofia	UKR 	-17 F	45,3m	44,1m	1000,00
2	(8) LEXER, Alissa	*AUT 	-17 F	38,9m	42,5m	913,31
3	(44) BUONOPANE, Ginevra	ITA 	-17 F	37,8m	40,8m	860,68
4	(108) PROSVETOVA, Stanislava	UKR 	-17 F	39,0m	40,1m	839,01
5	(24) TAGLIATI, Greta	ITA 	-17 F	36,9m	37,6m	761,61
6	(48) CHARNYSHOVA, Luiza	BLR 	-17 F	41,0m	37,1m	866,87
7	(18) PARKHOMENKA, Alena	BLR 	-17 F	35,0m	34,8m	681,11
8	(126) ANGUENOT, Inès	FRA 	-17 F	34,4m	33,8m	662,54
9	(117) SCHMIDBERGER, Theresa	AUT 	-17 F	33,9m	32,2m	647,06
10	(29) AHAMMER, Elena	AUT 	-17 F	32,4m	31,7m	600,62
11	(14) NUTT, Katie	GBR 	-17 F	29,9m		523,22
12	(46) BUTTERFIELD, Amber	GBR 	-17 F	28,6m		482,97
13	(209) ORAVCOVA, Zuzana	SVK 	-17 F	28,5m		479,88
14	(100) NIEDERBÄUMER, Chris	GER 	-17 F	26,4m		414,86
15	(143) WOLFISBERG, Kirsi	SUI 	-17 F	25,2m		377,71
16	(102) NOVIKOVA, Maria	RUS 	-17 F	24,7m		362,23
17	(61) GREKULA, Johanna	SWE 	-17 F	24,3m		349,85
18	(23) STARKOVA, Isabela	CZE 	-17 F	19,8m		210,53
19	(64) HANUSOVA, Adela	CZE 	-17 F	17,0m		123,84

Under 17 Boys Jump Results

Homologation: Ranking List

Bib	Name	Country	Categ.	Preliminary	Final	Overall
1	(6) DUPLAN-FRIBOURG, Louis	FRA 	-17 M	55,2m	56,8m	1000,00
2	(3) BORDIER, Lindsay	FRA 	-17 M	51,7m	52,9m	894,02
3	(21) RAUCHENWALD, Luca	AUT 	-17 M	52,8m	52,1m	891,30
4	(80) LABARRE, Arnaud Junior	BEL 	-17 M	47,2m	51,0m	842,39
5	(115) SAMOILOV, Alexander	UKR 	-17 M	51,6m	50,0m	858,70
6	(41) BISETTI, Bryan	*ITA 	-17 M	44,8m	47,0m	733,70
7	(104) PETRENKO, Stefan	*BLR 	-17 M	45,7m	46,4m	717,39
8	(71) JESSEN, Philip Meldgaard	DEN 	-17 M	44,9m	46,2m	711,96
9	(81) LAPKOUSKI, Kiryl	BLR 	-17 M	43,1m	45,6m	695,65
10	(94) NÉDEAU, Tanguy	*FRA 	-17 M	45,1m	45,2m	684,78
11	(90) MELNIK, Stsiapan	BLR 	-17 M	43,3m	44,9m	676,63
12	(131) TÖRNKVIST, Tim	SWE 	-17 M	43,9m	42,8m	649,46
13	(208) MASAR, Adam	SVK 	-17 M	42,8m		619,57
14	(11) MAREK, Petr	CZE 	-17 M	41,9m		595,11
15	(12) MARENZI, Edoardo	ITA 	-17 M	40,7m		562,50
16	(112) ROUSSELOT, Nicolas	FRA 	-17 M	39,4m		527,17
17	(56) TURP, Benjamin	GBR 	-17 M	37,1m		464,67
18	(137) WALDEFELDT, Karl	SWE 	-17 M	33,5m		366,85
19	(119) SCUTT, Oli	GBR 	-17 M	33,2m		358,70
20	(31) ANTONI, Christian	GER 	-17 M	31,5m		312,50
21	(91) MENZEL, Alexander	GER 	-17 M	29,6m		260,87
22	(42) BLOMQVIST, Alexander	SWE 	-17 M	0,00m		

Under 14 Girls Overall Results

Bib	Name	Country	Categ.	Slalom	Tricks	Jump	Overall
1 (185)	TSIUTSIURA, Maria	UKR	-14 F	651,16	995,81	849,14	2496,11
2 (86)	MAGGIORE, Giulia	ITA	-14 F	790,70	702,31	952,59	2445,60
3 (67)	HVOZDZEVA, Sofya	BLR	-14 F	558,14	1000,00	836,21	2394,35
4 (40)	BELSKAYA, Maryia	BLR	-14 F	895,35	413,00	1000,00	2308,35
5 (78)	KOZELSKAYA, Mariya	BLR	-14 F	744,19	677,15	775,86	2197,20
6 (57)	FÄH, Julie	SUI	-14 F	813,95	800,84	349,14	1963,93
7 (111)	ROBERTS, Lucy	GBR	-14 F	686,05	400,42	456,90	1543,37
8 (122)	ESCOLAR NORIEGA FRADES, Patricia	ESP	-14 F	767,44	251,57	426,72	1445,73
9 (118)	SCUTT, Emma	GBR	-14 F	500,00	226,42	607,76	1334,18
10 (138)	WENZEL, Emily	GER	-14 F	465,12	580,71	250,00	1295,83



















Under 14 Boys Overall Results

Bib	Name	Country	Categ.	Slalom	Tricks	Jump	Overall
1 (54)	DUPLAN-FRIBOURG, Pol	FRA	-14 M	956,52	1000,00	1000,00	2956,52
2 (59)	FILARETOV, Damir	UKR	-14 M	750,00	971,43	787,61	2509,04
3 (74)	KALINA, Ondrej	CZE	-14 M	804,35	539,85	899,71	2243,91
4 (47)	CASTRONOVO, Pietro	ITA	-14 M	826,09	745,86	545,72	2117,67
5 (62)	GSCHEL, Alexander	AUT	-14 M	1000,00	431,58	684,37	2115,95
6 (139)	WESTLUND, Charlie	*SWE	-14 M	858,70	332,33	823,01	2014,04
7 (127)	STRALTSOU, Ilya	BLR	-14 M	673,91	600,00	728,61	2002,52
8 (79)	KUHN, Dominic	AUT	-14 M	826,09	691,73	427,73	1945,55
9 (103)	PARKIN, Tom	GBR	-14 M	717,39	461,65	705,01	1884,05
10 (92)	MORIN, Antoine	FRA	-14 M	608,70	533,83	648,97	1791,50
11 (87)	MARINO, Vincenzo	ITA	-14 M	815,22	427,07	368,73	1611,02
12 (130)	TEIXIDOR JUNIOR, Dani	ESP	-14 M	826,09	593,98	176,99	1597,06
13 (58)	FÄH, Nicolas	SUI	-14 M	695,65	556,39	268,44	1520,48
14 (68)	IREHED, Linus	SWE	-14 M	532,61	121,80	678,47	1332,88
15 (106)	POSTELNIKOV, Yaroslav	UKR	-14 M	413,04	317,29	297,94	1028,27

Under 17 Girls Overall Results

Bib	Name	Country	Categ.	Slalom	Tricks	Jump	Overall
1 (108)	PROSVETOVA, Stanislava	UKR	-17 F	1000,00	1000,00	839,01	2839,01
2 (48)	CHARNYSHOVA, Luiza	BLR	-17 F	928,57	850,72	866,87	2646,16
3 (24)	TAGLIATI, Greta	ITA	-17 F	964,29	902,09	761,61	2627,99
4 (10)	MAKSIMENKOVA, Sofia	UKR	-17 F	660,71	950,24	1000,00	2610,95
5 (18)	PARKHOMENKA, Alena	BLR	-17 F	875,00	868,38	681,11	2424,49
6 (8)	LEXER, Alissa	*AUT	-17 F	1000,00	383,63	913,31	2296,94
7 (126)	ANGUENOT, Inès	FRA	-17 F	928,57	699,84	662,54	2290,95
8 (14)	NUTT, Katie	GBR	-17 F	946,43	606,74	523,22	2076,39
9 (44)	BUONOPANE, Ginevra	ITA	-17 F	232,14	772,07	860,68	1864,89
10 (46)	BUTTERFIELD, Amber	GBR	-17 F	767,86	481,54	482,97	1732,37
11 (209)	ORAVCOVA, Zuzana	SVK	-17 F	678,57	365,97	479,88	1524,42
12 (117)	SCHMIDBERGER, Theresa	AUT	-17 F	517,86	330,66	647,06	1495,58
13 (61)	GREKULA, Johanna	SWE	-17 F	482,14	553,77	349,85	1385,76
14 (143)	WOLFISBERG, Kirsi	SUI	-17 F	517,86	422,15	377,71	1317,72
15 (102)	NOVIKOVA, Maria	RUS	-17 F	357,14	505,62	362,23	1224,99
16 (100)	NIEDERBÄUMER, Chris	GER	-17 F	535,71	247,19	414,86	1197,76
17 (23)	STARKOVA, Isabela	CZE	-17 F	660,71	306,58	210,53	1177,82
18 (29)	AHAMMER, Elena	AUT	-17 F	285,71	189,41	600,62	1075,74
19 (64)	HANUSOVA, Adela	CZE	-17 F	500,00	277,69	123,84	901,53

Under 17 Boys Overall Results

Bib	Name	Country	Categ.	Slalom	Tricks	Jump	Overall
1	(6) DUPLAN-FRIBOURG, Louis	FRA 	-17 M	1000,00	1000,00	1000,00	3000,00
2	(3) BORDIER, Lindsay	FRA 	-17 M	842,11	889,93	894,02	2626,06
3	(115) SAMOILOV, Alexander	UKR 	-17 M	736,84	923,16	858,70	2518,70
4	(12) MARENZI, Edoardo	ITA 	-17 M	842,11	926,27	562,50	2330,88
5	(80) LABARRE, Arnaud Junior	BEL 	-17 M	907,89	321,91	842,39	2072,19
6	(81) LAPKOUSKI, Kiryl	BLR 	-17 M	644,74	722,74	695,65	2063,13
7	(21) RAUCHENWALD, Luca	AUT 	-17 M	710,53	430,94	891,30	2032,77
8	(104) PETRENKO, Stefan	*BLR 	-17 M	671,05	635,51	717,39	2023,95
9	(90) MELNIK, Stsiapan	BLR 	-17 M	671,05	659,40	676,63	2007,08
10	(112) ROUSSELOT, Nicolas	FRA 	-17 M	842,11	508,83	527,17	1878,11
11	(131) TÖRNKVIST, Tim	SWE 	-17 M	842,11	224,30	649,46	1715,87
12	(41) BISETTI, Bryan	*ITA 	-17 M	671,05	223,26	733,70	1628,01
13	(71) JESSEN, Philip Meldgaard	DEN 	-17 M	565,79	258,57	711,96	1536,32
14	(137) WALDEFELDT, Karl	SWE 	-17 M	750,00	229,49	366,85	1346,34
15	(208) MASAR, Adam	SVK 	-17 M	381,58	311,53	619,57	1312,68
16	(56) TURP, Benjamin	GBR 	-17 M	684,21	148,49	464,67	1297,37
17	(119) SCUTT, Oli	GBR 	-17 M	513,16	260,64	358,70	1132,50
18	(91) MENZEL, Alexander	GER 	-17 M	421,05	177,57	260,87	859,49